

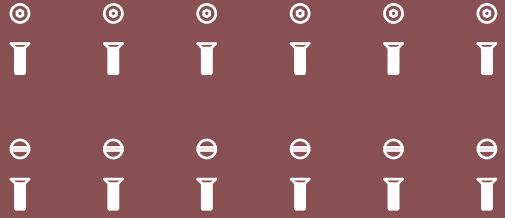



da a

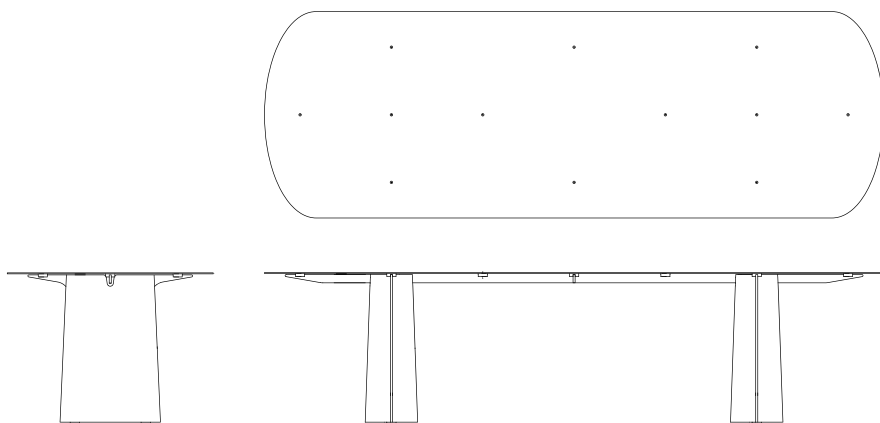












Screws

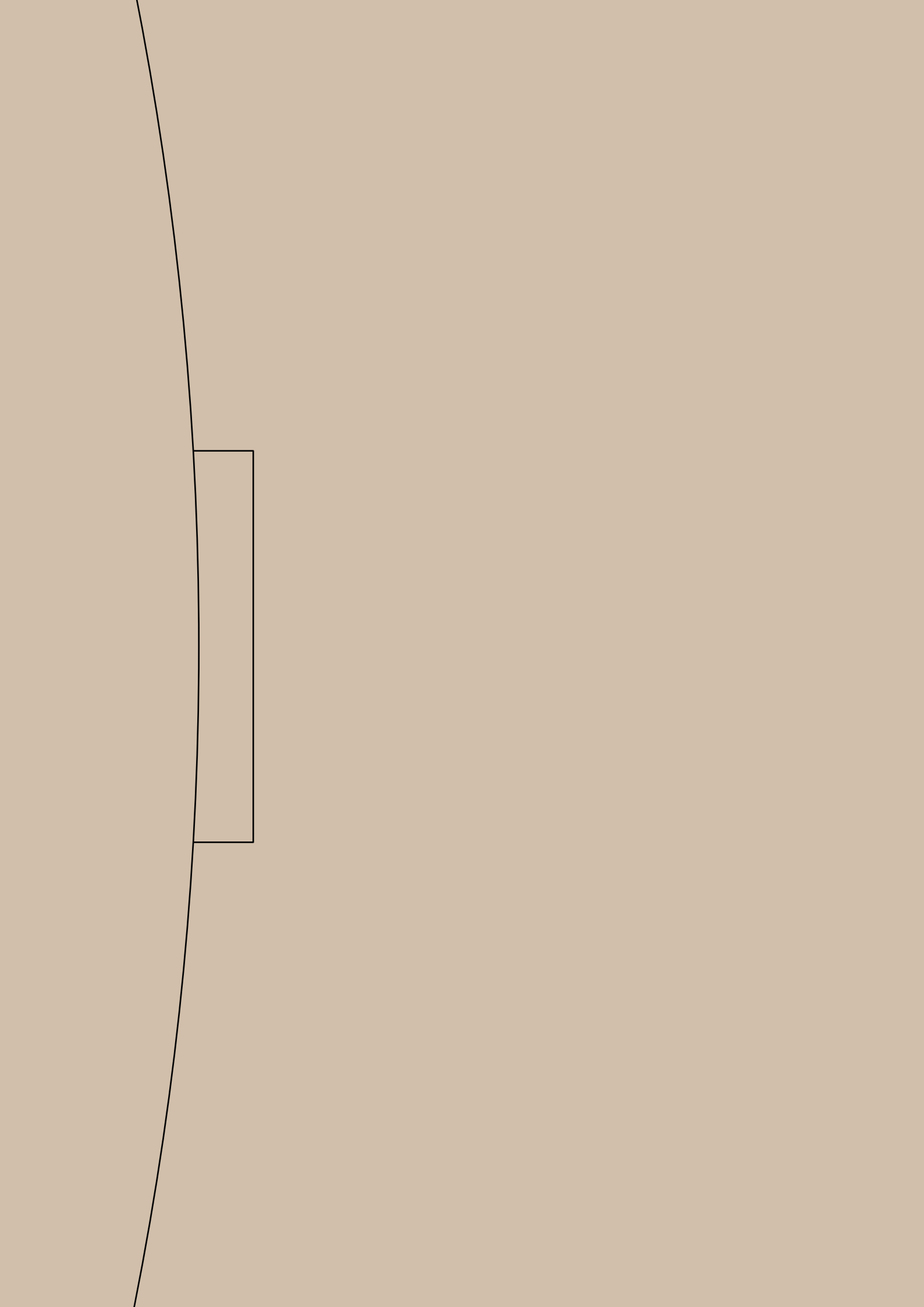
TABLE

DESIGN LORENZO DAMIANI

Tavolo indoor-outdoor, base e piano in metallo assemblati con viti in ottone a vista sul piano.
Indoor-outdoor table, base and frame realized with steel elements, assembled with brass screws visible on the top.

L - 210 cm; 240 cm; 270 cm; 300 cm; W - 100 cm; H - 73 cm







Torii round metal

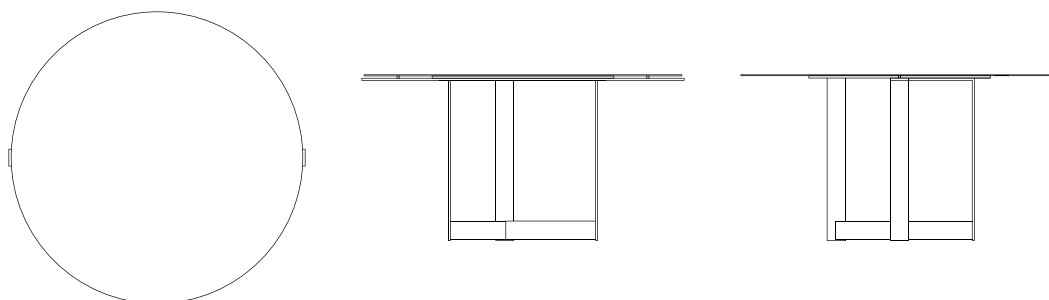
TABLE

DESIGN LO STUDIO

Tavolo indoor-outdoor, gambe e struttura realizzati con elementi di acciaio ottenuti da taglio laser, particolare piccola sporgenza laterale sul piano. Disponibile con piano in acciaio o altri piani della collezione DAA.

Indoor-outdoor table, base and frame realized with laser-cut steel elements, distinguished by a small protruding piece along the side. Available with steel top or other tops of the DAA collection

Ø — 140 cm, 160 cm, 180 cm; 200 cm; H — 73 cm







I-TUBE rectangular


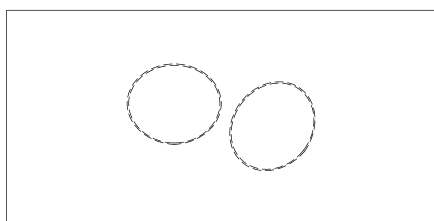
TABLE

DESIGN CE STUDIO

Tavolo rettangolare indoor-outdoor, forma cilindrica allungata e curvata delle basi in acciaio, disponibile con piano in acciaio o altri piani della collezione DAA.

Indoor-outdoor rectangular table, elongated and curved cylindrical legs, available with steel top or with other tops of the DAA collection.

L — 160 cm; 190 cm; 210 cm; 240 cm; W — 80 cm; H — 73,5 cm





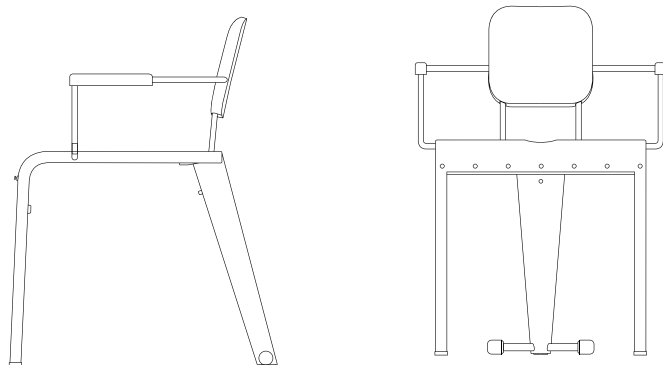
Rock armchair

DESIGN MARC SADLER

Poltroncina indoor-outdoor 3 gambe, struttura tubo quadro e tubo tondo in alluminio, schienale ergonomico e seduta bugnata in alluminio rivettata. Disponibile anche nella versione 4 gambe.

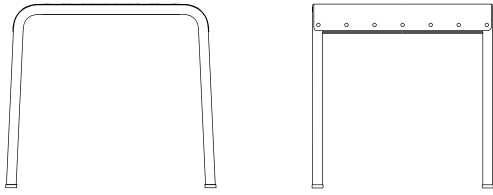
Indoor-outdoor armchair with 3 legs, frame in square and round aluminium tube, ergonomic backrest and riveted punched seat in aluminium. Also available with 4 legs.

L — 55 cm; W — 58 cm; H — 76 cm; H seat — 47 cm










Rock pouf

DESIGN MARC SADLER

Pouf indoor-outdoor, struttura tubo quadro in alluminio e piano in alluminio rivettato
Indoor-outdoor pouf, square aluminium tube frame and riveted aluminium top
L — 46 cm; W — 48,5 cm; H — 45 cm





Fit

BOOKCASE

DESIGN MARC SADLER

Libreria indoor-outdoor modulare e componibile in acciaio, realizzata con elementi ottenuti da taglio laser e piega. La libreria è composta da:

- base con piedini regolabili in massello di ottone tornito
- elemento angolare posizionato sempre alle due estremità, e anche al centro
- elemento con tre lati in due dimensioni da posizionare sempre al centro
- ripiano

il gioco delle linee, dei vuoti e pieni, e' reso possibile dall'alternarsi dei due elementi centrali a tre lati e quello angolare a due lati. Gli elementi sono montati ad incastro, per composizioni in altezza viene fornito un fissaggio a parete ogni tre vani, che resta a scomparsa dietro lo schienale degli elementi divisori. Una cinghia di ancoraggio in nylon posta lateralmente chiude e ferma la composizione. Disponibile accessorio portapenne in acciaio e scatola in MDF rivestito in cuoio.

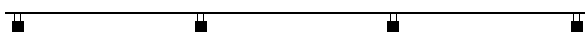
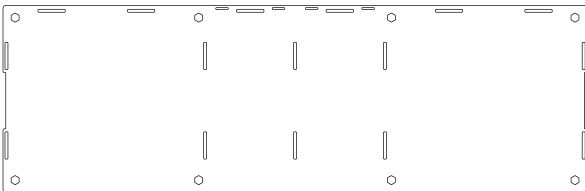
Indoor-outdoor modular and sectional bookcase in steel, realized with laser-cut and bent elements.

The bookcase is composed of:

- base with adjustable feet in solid brass turned on the lathe
- bilateral angle element to be placed always at the two extremities, and also in the middle
- trilateral element in two dimensions to be placed always in the middle
- shelf

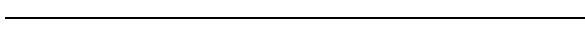
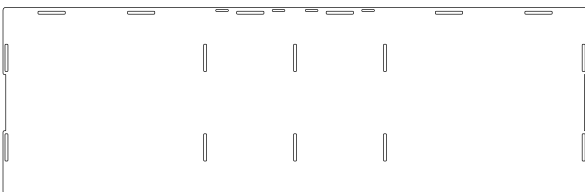
The play of lines and full and empty spaces is made possible by the alternating use of the trilateral elements in the two dimensions available and the bilateral angle element. The elements are assembled in an interlocking manner and a wall-fixing system, hidden from sight behind the back piece of the space dividers, is provided every three compartments for high compositions. A fastening belt in nylon positioned laterally closes and blocks the composition for major stability. Accessorized with steel pen holder and MDF box upholstered in hide leather.

BASE CON PIEDINI




L - 97 cm; W - 31 cm; H - 2,8 cm

RIPIANO



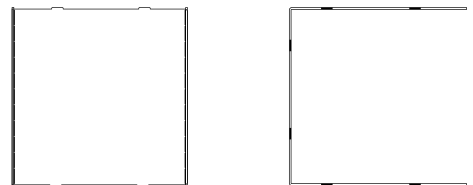
L - 97 cm; W - 31 cm; H - 0,4 cm

ELEMENTO ANGOLARE



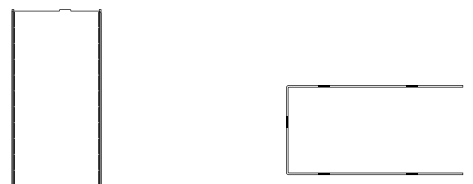
L - 30 cm; W - 30 cm; H - 30 cm

ELEMENTO CENTRALE CON TRE LATI



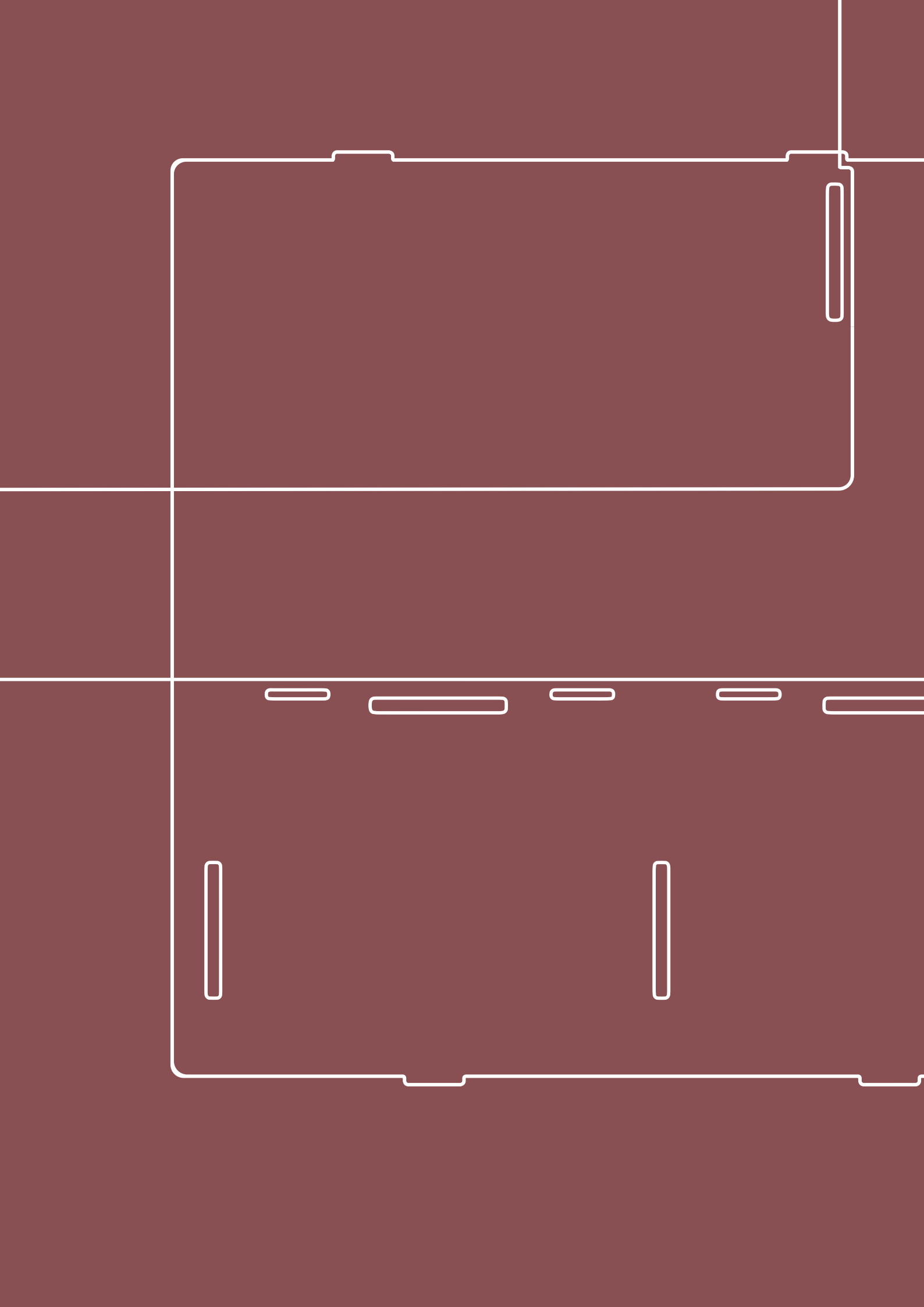
L - 30 cm; W - 30 cm; H - 30 cm

ELEMENTO CENTRALE CON TRE LATI



L - 15 cm; W - 30 cm; H - 30 cm







Millerighe

BOOKCASE

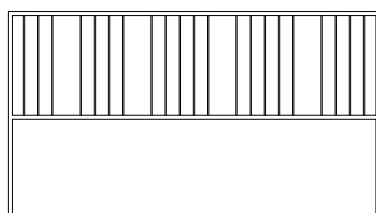
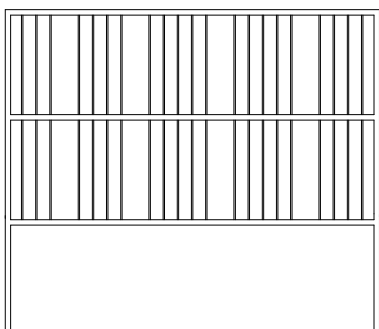
DESIGN MARTA LAUDANI
MARCO ROMANELLI

Libreria realizzata in acciaio. Struttura tubo quadro, ripiani in lamiera piegata con tondini saldati e allineati

Steel bookcase. Square tube frame, shelves in bent metal sheet with welded and aligned round steel rods

L — 139 cm; W — 33,5 cm; H — 80 cm

L — 139 cm; W — 33,5 cm; H — 119 cm









Hen maxi


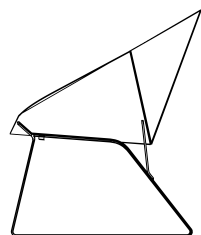
LOUNGE CHAIR


DESIGN ANGELETTI RUZZA

Seduta lounge indoor-outdoor in acciaio curvato, disegno "maxi pied-de-poule" e "circle" realizzati da taglio laser

Indoor-outdoor lounge chair in curved steel, "maxi pied-de-poule" and "circle" pattern realized through laser-cutting

L — 93 cm; W — 75 cm; H — 88 cm; H seat — 37 cm





Hen circle


LOUNGE CHAIR

DESIGN ANGELETTI RUZZA

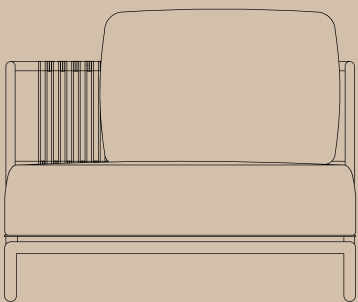
Seduta lounge indoor-outdoor in acciaio curvato, disegno "maxi pied-de-poule" e "circle" realizzati da taglio laser

Indoor-outdoor lounge chair in curved steel, "maxi pied-de-poule" and "circle" pattern realized through laser-cutting

L — 93 cm; W — 75 cm; H — 88 cm; H seat — 37 cm







Sol

CHAISE LONGUE

DESIGN BALDESSARI E BALDESSARI

Sistema di sedute componibili, struttura tubo tondo in acciaio inox curvato. Seduta cinghie tecniche e cuscino con imbottitura Fly-Dry drenante. Schienale cordoncino tecnico intrecciato a mano.


Indoor-outdoor modular sofa system, frame in curved stainless round steel tube. Seat webbing in elastic technical straps and seat cushion with draining Fly-Dry upholstery. Backrest realized in hand-braided technical cord.

L — 95 cm; W — 160 cm; H seat — 38 cm; H backrest — 65 cm; H with cushion — 80 cm















Torii coffee table

DESIGN LO STUDIO

Tavolini indoor-outdoor, gambe e struttura realizzati con elementi di acciaio ottenuti da taglio laser. Particolare una piccola sporgenza laterale sul piano. Disponibile con piano composto da telaio in acciaio che accoglie una lastra in grès smaltato spessore 5 mm con finitura esclusiva DAA, applicata a mano oppure con piano in acciaio e finiture della collezione DAA. *Indoor-outdoor coffee table, base and frame realized with laser-cut steel elements, distinguished by a small protruding piece along the side, available with top in steel frame with an inlay 5 mm-thick glazed grès with handcrafted exclusive finish by DAA and with steel top with the finishes of the DAA collection.*

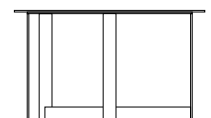
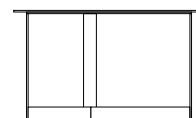

L — 40 cm; W — 40 cm; H — 40 cm

L — 60 cm; W — 60 cm; H — 35 cm

L — 90 cm; W — 90 cm; H — 30 cm

Ø — 60 cm; H — 40 cm

Ø — 90 cm; H — 35 cm





ApiùB

COFFEE TABLE + POUF


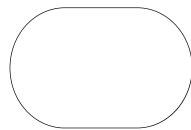
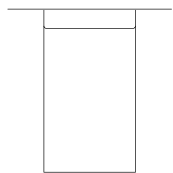

DESIGN LORENZO DAMIANI

Tavolino indoor-outdoor, base in acciaio calandrato, piano in acciaio + pouf indoor-outdoor in acciaio calandrato e saldato, con ruote.

Indoor-outdoor coffee table, calendered steel base, steel top + indoor-outdoor pouf in calandered and welded steel, with wheels.

Tavolino Ø — 55 cm; H — 50 cm

Pouf L — 45,4 cm; W — 30 cm; H — 36,7 cm

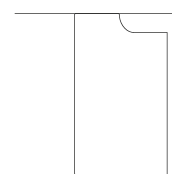
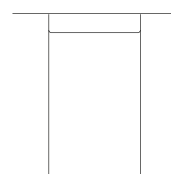





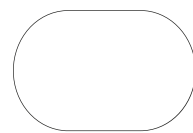






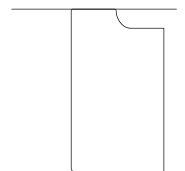
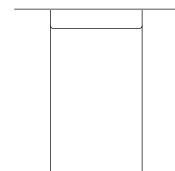

Tavolino indoor-outdoor, base in acciaio calandrata,
piano in acciaio + pouf imbottito indoor-outdoor.
*Indoor-outdoor coffee table, calendered steel base,
steel top + padded pouf.*
Tavolino Ø — 55 cm; H — 55 cm
Pouf L — 45,4 cm; W — 30 cm; H — 41,7 cm









Tavolino indoor-outdoor, base in acciaio calandrata,
piano in acciaio + pouf imbottito indoor-outdoor
*Indoor-outdoor coffee table, calendered steel base,
steel top + padded pouf.*
Tavolino \varnothing — 55 cm; H — 55 cm
Pouf L — 100,4 cm; W — 30 cm; H — 41,7 cm





Daa

www.daaitalia.com

info@daaitalia.com

Lecce - Italia

Bruna Taurino - PROJECT MANAGER

Anna Laneve - ART DIRECTOR

Cosimo Cinefra - KEY ACCOUNT MANAGER

Credits

Photo - Ty-project

Concept - Studio Milo