

THE SPIRIT OF DESIGN

daa

BENCH

Linea

Bench. Indoor-outdoor.
Design Alberto Ghirardello.
(p. 68)

Aerea

Bench. Indoor-outdoor.
Design Lorenzo Damiani.
(p. 72, p.313)

Benna

Bench. Indoor-outdoor.
Design Lorenzo Damiani.
(p.48, p. 79)

Benna Half

Bench. Indoor-outdoor.
Design Lorenzo Damiani.
(p. 82)

Benna Opp

Bench. Indoor-outdoor.
Design Lorenzo Damiani.
(p. 83)

BOOKCASE

Deframe

Bookcase. Indoor-outdoor.
Design Luca Casini.
(p. 299)

Fit

Bookcase. Indoor-outdoor.
Design Marc Sadler.
(p. 294)

Millerighe

Bookcase. Indoor.
Design Marta Laudani
Marco Romanelli.
(p. 287)

Newsletter wall / floor

Bookcase. Indoor.
Design Saverio Incombenti.
(p. 279)

Strip

Bookcase. Indoor.
Design Castiglia Associati.
(p. 283)

CARPET

Badri Green / Red / Yellow

Carpet. Indoor.
Design Angeletti Ruzza.
(p. 324, p. 326)

Ile

Carpet. Outdoor.
Design Angeletti Ruzza.
(p. 100)

Pixie

Carpet. Outdoor.
Design Angeletti Ruzza.
(p. 96)

Sun

Carpet. Outdoor.
Design Angeletti Ruzza.
(p. 97)

CHAIR - ARMCHAIR

Otran

Chair. Indoor.
Design Emilio Nanni.
(p. 235)

Rock armchair

Armchair. Indoor-outdoor.
Design Marc Sadler.
(p. 134)

Rock armchair leather

Armchair. Indoor.
Design Marc Sadler.
(p. 244)

Rock chair

Chair. Indoor-outdoor.
Design Marc Sadler.
(p. 134)

Rock chair leather

Chair. Indoor.
Design Marc Sadler.
(p. 244)

Rock4 armchair

Armchair. Indoor-outdoor.
Design Marc Sadler.
(p. 135)

Rock4 armchair leather

Armchair. Indoor.
Design Marc Sadler.
(p. 245)

Rock4 chair

Chair. Indoor-outdoor.
Design Marc Sadler.
(p. 135)

Rock4 chair leather

Chair. Indoor.
Design Marc Sadler.
(p. 245)

Salento

Chair. Indoor-outdoor.
Design Emilio Nanni.
(p. 121)

Sen-su

Chair. Indoor-outdoor.
Design Bartoli Design.
(p. 128, p. 233)

Sheer L

Chair. Indoor.
Design Luca Casini.
(p. 230)

Tatou

Armchair. Indoor.
Design Angeletti Ruzza.
(p. 239)

Tatoutina

Armchair. Indoor.
Design Angeletti Ruzza.
(p. 236)

COFFEE TABLE

Daiquiri

Coffee table.
Indoor-outdoor.
Design Studio Klass.
(p. 350)

I-Tube coffee table

Coffee table.
Indoor-outdoor.
Design Ce Studio.
(p. 64, p. 349)

Ninfea

Coffee table.
Indoor-outdoor.
Design Bellavista
& Piccini.
(p. 67, p. 355)

Rock coffee table

Coffee table.
Indoor-outdoor.
Design Marc Sadler.
(p. 353)

Sol coffee table

Coffee table.
Indoor-outdoor.
Design Baldessari e Baldessari.
(p. 88)

Urushi coffee table

Coffee table.
Indoor-outdoor.
Design Ce Studio.
(p. 65, p. 344)

CABINET

Metella high / low

Cabinet. Indoor.
Design debonademeo.
(p. 251)

Metella small

Cabinet. Indoor.
Design debonademeo.
(p. 252)

Stick

Cabinet. Indoor.
Design Castiglia Associati.
(p. 270)

Teca Bar

Cabinet. Indoor.
Design Marta Laudani
Marco Romanelli.
(p. 255)

Teca

Cabinet. Indoor.
Design Marta Laudani
Marco Romanelli.
(p. 258)

Tra-guardo high / low

Cabinet. Indoor.
Design Marta Laudani
Marco Romanelli.
(p. 266)

LAMP

Band

Lamp.
Design Marc Sadler.
(p. 371)

Band ceiling

Lamp. Indoor.
Design Marc Sadler.
(p. 371)

Duende

Lamp. Indoor.
Design Angeletti Ruzza.
(p. 376)

Stick lamp

Lamp. Indoor.
Design Castiglia associati.
(p. 372)

LOUNGE CHAIR-POUF

Benna

Pouf. Indoor-outdoor.
Design Lorenzo Damiani.
(p. 48)

Charlie

Lounge chair. Indoor-outdoor.
Design Angeletti Ruzza.
(p. 30)

Chika

Lounge chair. Indoor-outdoor.
Design Angeletti Ruzza.
(p. 35)

Dinka

Pouf. Indoor-outdoor.
Design Ce Studio.
(p. 33)

Hen

Lounge chair. Indoor-outdoor.
Design Angeletti Ruzza.
(p. 51, p. 337)

Incontro

Pouf. Indoor-outdoor.
Design Ce Studio.
(p. 44, p.310)

Jetset

Pouf. Indoor-outdoor.
Design Studio Klass.
(p. 43)

Otran lounge

Lounge chair. Indoor.
Design Emilio Nanni.
(p. 328)

Otran pouf

Pouf. Indoor.
Design Emilio Nanni.
(p. 329)

Rock lounge

Lounge chair. Indoor-outdoor.
Design Marc Sadler.
(p. 40)

Rock lounge leather

Louge chair. Indoor.
Design Marc Sadler.
(p. 308)

Rock4 lounge

Lounge chair. Indoor-outdoor.
Design Marc Sadler.
(p. 40)

Rock4 lounge leather

Lounge chair. Indoor.
Design Marc Sadler.
(p. 307)

Rock pouf

Pouf. Indoor-outdoor.
Design Marc Sadler.
(p. 42)

Sen-su lounge

Lounge chair. Indoor-outdoor.
Design Bartoli Design.
(p. 61, p. 330)

Soul

Lounge chair. Indoor-outdoor.
Design Angeletti Ruzza.
(p. 16)

Trame

Pouf. Indoor-outdoor.
Design Angeletti Ruzza.
(p. 53 p. 316)

MIRROR

Joseph

Mirror. Indoor.
Design Fabio Meliota.
(p. 362)

Ritrovo

Mirror. Indoor.
Design Fabio Meliota.
(p. 366)

SOFA

Rock Daybed

Daybed. Indoor.
Design Marc Sadler.
(p. 341)

Sol

Sofa. Indoor-outdoor.
Design Baldessari e Baldessari.
(p. 88)

STOOL

Rock stool

Stool. Indoor-outdoor.
Design Marc Sadler.
(p. 171)

Rock stool leather

Stool. Indoor.
Design Marc Sadler.
(p. 171)

Saddle

Stool. Indoor-outdoor.
Design Emilio Nanni.
(p. 167)

TABLE

Crossing

Table. Indoor-outdoor.
Design Lorenzo Damiani.
(p. 215)

Dame

Table. Indoor-outdoor.
Design Castiglia Associati.
(p. 161)

Date

Tables. Indoor-outdoor.
Design Luca Casini.
(p. 145, p. 164)

Deframe

Table. Indoor-outdoor.
Design Luca Casini.
(p. 220)

Incontro

Table. Indoor-outdoor.
Design Ce Studio.
(p. 155)

Incontro Metal

Table. Indoor-outdoor.
Design Ce Studio.
(p. 211)

I-Tube

Table. Indoor-outdoor.
Design Ce Studio.
(p. 143, p. 152, p. 174)

I-Tube two

Table. Indoor-outdoor.
Design Ce Studio.
(p. 212)

Oh

Table. Indoor-outdoor.
Design Angeletti Ruzza.
(p. 203)

Rock table

Table. Indoor-outdoor.
Design Marc Sadler.
(p. 140)

Rubic

Table. Indoor-outdoor.
Design Castiglia Associati.
(p. 139)

Torii

Table. Indoor-outdoor.
Design Lo Studio.
(p. 148)

Torii Metal

Table. Indoor-outdoor.
Design Lo Studio.
(p. 226)

Trame table

Table. Indoor-outdoor.
Design Angeletti Ruzza.
(p. 142)

Twitty

Table. Indoor-outdoor.
Design Angeletti Ruzza.
(p. 204)

Urushi

Table. Indoor-outdoor.
Design Ce Studio.
(p. 197, p. 198)

COMPLEMENTS

Anacleto

Divider. Indoor-outdoor.
Design Angeletti Ruzza.
(p. 108)

Bianconiglio

Divider. Indoor-outdoor.
Design Angeletti Ruzza.
(p. 108)

Hippo

Divider. Indoor-outdoor.
Design Angeletti Ruzza.
(p. 108)

Fante

Sculpture. Indoor.
Design Marta Laudani
Marco Romanelli.
(p. 359)

Re

Sculpture. Indoor.
Design Marta Laudani
Marco Romanelli.
(p. 359)

Regina

Sculpture. Indoor.
Design Marta Laudani
Marco Romanelli.
(p. 359)

Ring-O

Swing. Indoor-outdoor.
Design Saverio Incombenti.
(p. 107)



Il marchio “da a” è sinonimo di cambiamento di stato: dall’industria metalmeccanica al design.

da a embodies a change of status:
from metal-mechanical industry to design.

“da a” dall’industria metalmeccanica al design

Quella che comincia qui è una storia italiana. Nasce nel Salento, cuore del Mediterraneo, culla e crocevia di culture diverse, dove, secondo la leggenda, approdò Enea nel suo epico peregrinare. **da a** nasce all’interno di una delle più antiche aziende di carpenteria meccanica di Lecce, luogo dove prendono forma e si producono componenti per macchine movimento terra, come benne, serbatoi, telai e bracci. I processi tipici della produzione metalmeccanica (taglio, piegatura, saldatura, lavorazione meccanica, verniciatura e montaggio) che tanto si legano alla storia nobile dell’industria italiana, hanno subito una riconversione di modernizzazione nel tempo, grazie all’uso dei controlli numerici e dei robot. In questo settore, a differenza di altri, l’apporto umano, la conoscenza basata sull’esperienza e le capacità delle singole persone restano elementi imprescindibili. Cinque anni fa una componente femminile fa ingresso in azienda e nasce **da a**. Spin-off ambizioso e molto coraggioso, che partendo da quello stesso metallo, materia di per sé fredda e statica, inizia a generare prodotti emozionali, ergonomici e caldi. Da un lato c’è l’autorevolezza di chi sa lavorare il ferro, “dono degli Dei”, l’archetipo dalle potenzialità alchemiche e di magnetismo; dall’altro una seconda vita attraverso la ricerca, le lavorazioni speciali dei metalli e la progettazione corale. In una parola, il design. **da a** è un’esperienza visiva e tattile, sinestetica, che ha attirato a sé energie appartenenti a sfere sensoriali diverse, espresse attraverso forme e colori. Forte del suo patrimonio genetico di esperienza, guarda all’abitare dando vita ad un catalogo d’arredamento completo, indoor e outdoor, che coniuga estetica e artigianalità industriale. La nostra è una filosofia aziendale di particolare sensibilità che, attraverso la ricerca costante, offre soluzioni d’arredo per gli ambienti della casa ed i giardini contemporanei.

“da a”, from metal-mechanical industry to design.

*What we set out to tell is an Italian story. It begins in Salento, at the very heart of the Mediterranean, the cradle and crossroad of various cultures and civilizations, the land where Aeneas was said to have landed in his epic wanderings. **da a** was born within one of the oldest mechanical carpentry companies in Lecce, where components for earth-moving machines such as buckets, tanks, frames and arms, are shaped into their utmost form and produced. The typical processes of metal-mechanical production (cutting, bending, welding, machining, coating and assembly), which are so closely connected to the virtuous history of the Italian industry, have undergone a modernizing conversion over time thanks to the use of numerical control machines and robots. However, unlike other sectors, human contribution and knowledge based on experience and individual skills remain as essential elements for this industry. Five years ago, a feminine element set foot in the company and gave life to **da a**, an ambitious and very bold spin-off, which started out with a cold and static material like metal and began using it to generate emotional, ergonomic and warm products. On the one hand there is the authoritativeness of those who are experts in working iron, “the gift of the Gods”, the archetype endowed with alchemical potential and magnetism; on the other, a second life through research, special metal-processing procedures and soul-stirring forms. In a word, design. **da a** is a visual and tactile experience, a synesthesia that has attracted upon itself energies belonging to different sensory spheres and expressed through colours and shapes. Relying on its strong genetic heritage of experience, it reinterprets the concept of “living the space” by creating a full-fledged indoor and outdoor furnishing catalogue, which combines aesthetics and industrial craftsmanship. Our corporate philosophy is endowed with a distinct sensitivity that, through constant research, offers furnishing solutions for the domestic environment and contemporary gardens.*




Soul

LOUNGE CHAIR

DESIGN ANGELETTI RUZZA

Seduta lounge indoor-outdoor in alluminio curvato e sagomato
Indoor-outdoor lounge chair in curved and contoured aluminium
L – 91 cm; W – 97 cm; H – 79,5 cm; H seat – 36 cm






**“Design è
il tentativo di stabilire
un rapporto
tra
l’industria
e la
società.”**

“Design
is the attempt
to establish
a relationship
between
industry
and society.”

Ettore Sottsass



APULIAN MAP

Ogni città del Salento è un gioiello di rara bellezza. Palazzi nobiliari, masserie fortificate, imponenti torri costiere tra il Barocco e il mare. Lo Ionio da un lato e l'Adriatico dall'altro. Il Genius loci è un'entità naturale legata a un luogo o più luoghi simili.

L'impronta mediterranea della Puglia è l'intreccio di esperienze, competenze, armonie e differenze.

Fare sistema è un "mantra", che **da a** pratica in un territorio dove l'innovazione tecnologica deriva dalla manualità e l'artigianalità: gli elementi fondativi di quel "saper fare" tutto italiano.

"Design è il tentativo di stabilire un rapporto tra l'industria e la società," così definiva Ettore Sottsass nei punti del decalogo "Come saranno i fiori funzionali" quelle regole per il buon design scritte nel 1994, sempre attuali e valide per il Made in Italy.

Progettare per generare relazioni in una interminabile ricerca, cioè i modi di essere al mondo, sono quindi le modalità del fare design per **da a**.

Una sorta di laboratorio permanente nel centro di Lecce, in un contesto pieno di energie, col cuore nel Sud.

APULIAN MAP

Every city in Salento is a genuine jewel of rare beauty. Aristocratic palaces, fortified manors, majestic coastal towers embracing the Baroque art and the sea. The Ionian Sea on one side and the Adriatic on the other. The Genius Loci is a natural entity that resides in and protects a place or several places with similarities among them.

The Mediterranean footprints of Apulia are marked by the interweaving of experiences, skills, consonances and differences.

*Creating a system is a "mantra" that **da a** puts into practice in a territory where technological innovation derives from manual skills and craftsmanship: the founding elements of the all-Italian know-how.*

"Design is the attempt to establish a relationship between industry and society," affirmed Ettore Sottsass in one of the points of the decalogue "How functional flowers will be" written in 1994, as he was defining the rules for good design, which still remain current and valid for the Made in Italy mark.

*For **da a**, doing design means designing in order to generate relationships, that is, different ways of being, through endless research.*

A sort of permanent laboratory in the centre of Lecce, immersed in a context full of energy, with its heart throbbing in the South.




ESISTONO I COLORI DI “DA A”, I “NOSTRI COLORI”. SONO UNICI PERCHÉ VENGONO DAL GIALLO E DAL VIOLA DEI NOSTRI FIORI DI CAMPO, DAL ROSSO ACCESO DEI NOSTRI FRUTTI, DAL VERDE E DALL’AZZURRO DEI NOSTRI DUE MARI, DAI MARRONI DELLA NOSTRA TERRA. È UN “PANTONE” MEDITERRANEO, CHE GUARDA ANCHE ALL’ORIENTE, TRASPORTATO SU MOBILI IN FERRO DALLA GRINTA METROPOLITANA, PRONTI A VARCARRE I CONFINI E OCEANI E SBARCARE SU TUTTI I CONTINENTI. PER TRAPIANTARE IL MADE IN ITALY E MADE IN SALENTO LADDOVE ALBERGA UN RAFFINATO SENSO DEL GUSTO.

*There are colors of **da a**, “our colors”. They are unique because they come from the yellow and purple of our wild flowers, the bright red of our fruits, the green and the blue of our two seas, and the brown of our land. It is a Mediterranean “Pantone” inspired also by the East, which is transposed onto iron furniture characterized by a metropolitan resoluteness, ready to cross borders and oceans and make landfall on all continents. To transplant and celebrate the Made in Italy and Made in Salento mark wherever there’s a refined sense of taste.*





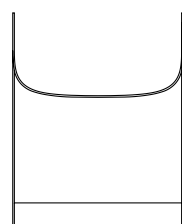
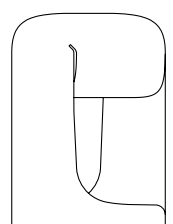


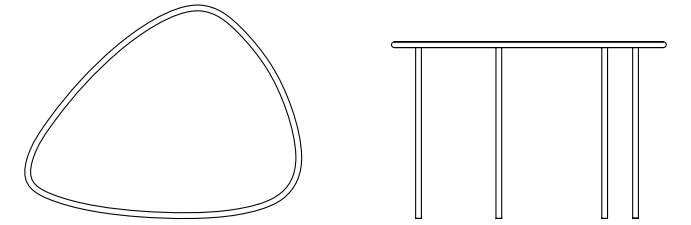
Charlie

LOUNGE CHAIR

DESIGN ANGELETTI RUZZA

Seduta indoor-outdoor in acciaio curvato. Seduta accogliente e informale
Indoor-outdoor seat in curved steel, welcoming and casual design
L – 52,5 cm; W – 52,5 cm; H – 65,5 cm; H seat – 37,5 cm





Dinka

POUF

DESIGN CE STUDIO


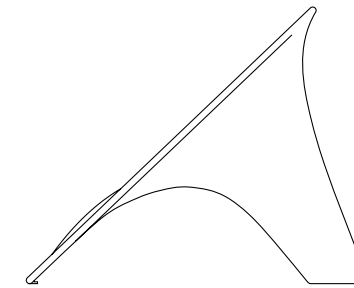
Pouf indoor-outdoor, struttura in acciaio, cordoncino tecnico intrecciato a mano, disponibile anche con inserto cordoncino cuoio
Indoor-outdoor pouf, steel frame, hand-braided technical cord, available also with hide leather cord inserts
L – 91 cm; W – 97 cm; H – 79,5 cm

Chika

LOUNGE CHAIR

DESIGN ANGELETTI RUZZA

Seduta Lounge indoor-outdoor realizzata in tubo tondo di acciaio e cordoncino tecnico intrecciato a mano, disponibile anche con inserto cordoncino cuoio
Indoor-outdoor lounge chair, realized in round steel tube and hand-braided technical cord, available also with hide leather cord inserts
L – 117 cm; W – 82 cm; H – 100 cm





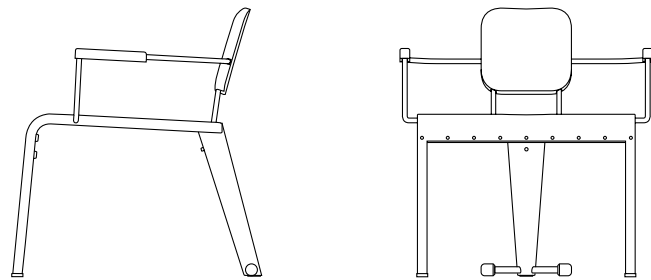


Rock lounge

LOUNGE CHAIR

DESIGN MARC SADLER

Seduta lounge 3 gambe indoor-outdoor, struttura tubo quadro e tondo in alluminio, schienale ergonomico e seduta bugnata in alluminio rivettata
Indoor-outdoor lounge chair with 3 legs, frame in square and round aluminium tube, ergonomic backrest and punched riveted seat in aluminium
L – 64 cm; W – 63 cm; H – 67,5 cm; H seat – 41 cm


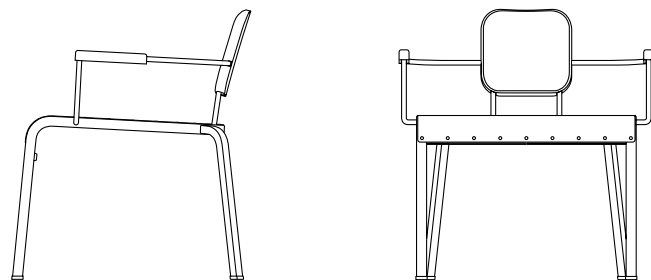


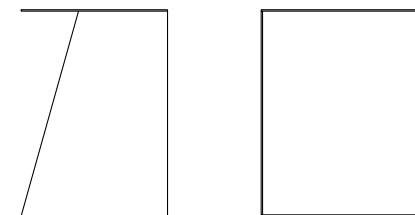
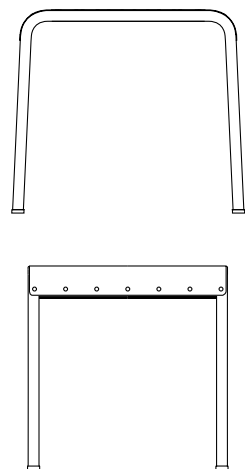
Rock4 lounge

LOUNGE CHAIR

DESIGN MARC SADLER

Seduta lounge 4 gambe indoor-outdoor, struttura tubo quadro e tondo in alluminio, schienale ergonomico e seduta bugnata in alluminio rivettata
Indoor-outdoor lounge chair with 4 legs, frame in square and round aluminium tube, ergonomic backrest and punched riveted seat in aluminium
L – 64 cm; W – 58 cm; H – 67,5 cm; H seat – 41 cm





Rock pouf

POUF

DESIGN MARC SADLER

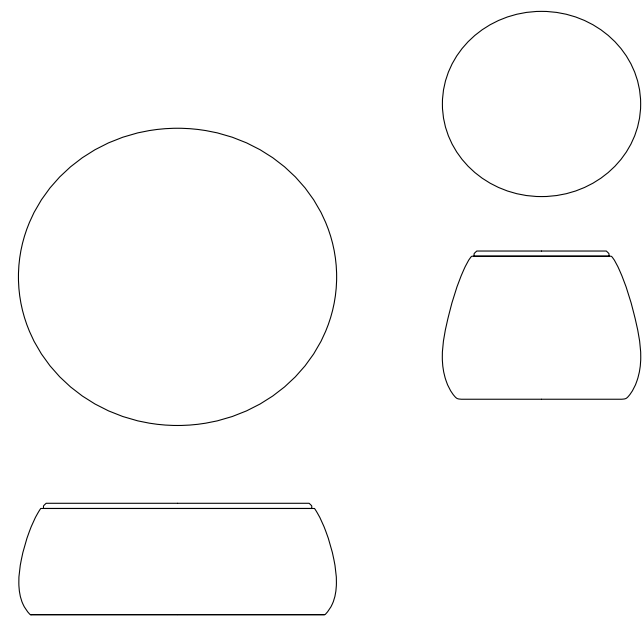
Pouf indoor-outdoor, struttura tubo quadro in alluminio e piano in alluminio rivettato
Indoor-outdoor pouf, square aluminium tube frame and riveted aluminium top
L – 46 cm; W – 48,5 cm; H – 45 cm

Jetset

POUF

DESIGN STUDIO KLASS

Pouf indoor-outdoor, in acciaio curvato e saldato
Indoor-outdoor pouf in curved and welded steel
L – 35 cm; W – 31,5 cm; H – 44,5 cm



Incontro

POUF

DESIGN CE STUDIO

Pouf indoor-outdoor, struttura in poliuretano rigido stampato, rivestito con impasto di pietra lavica o cemento spatolato a mano
Indoor-outdoor pouf, moulded rigid polyurethane frame, coated with a hand-trowelled mixture of lava stone or cement
Ø – 50 cm; H – 40 cm
Ø – 80 cm; H – 30 cm





Benna

POUF

DESIGN LORENZO DAMIANI

Pouf indoor-outdoor in acciaio curvato, ricciolo ottenuto da stampo,
struttura interna in acciaio saldata
*Indoor-outdoor pouf in curved steel, curls obtained by mould casting,
welded internal frame in steel*
L – 55 cm; W – 50 cm; H – 42 cm





Hen


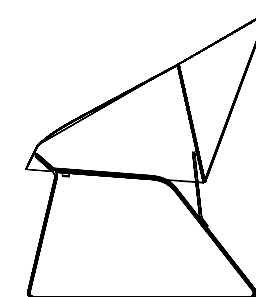
LOUNGE CHAIR


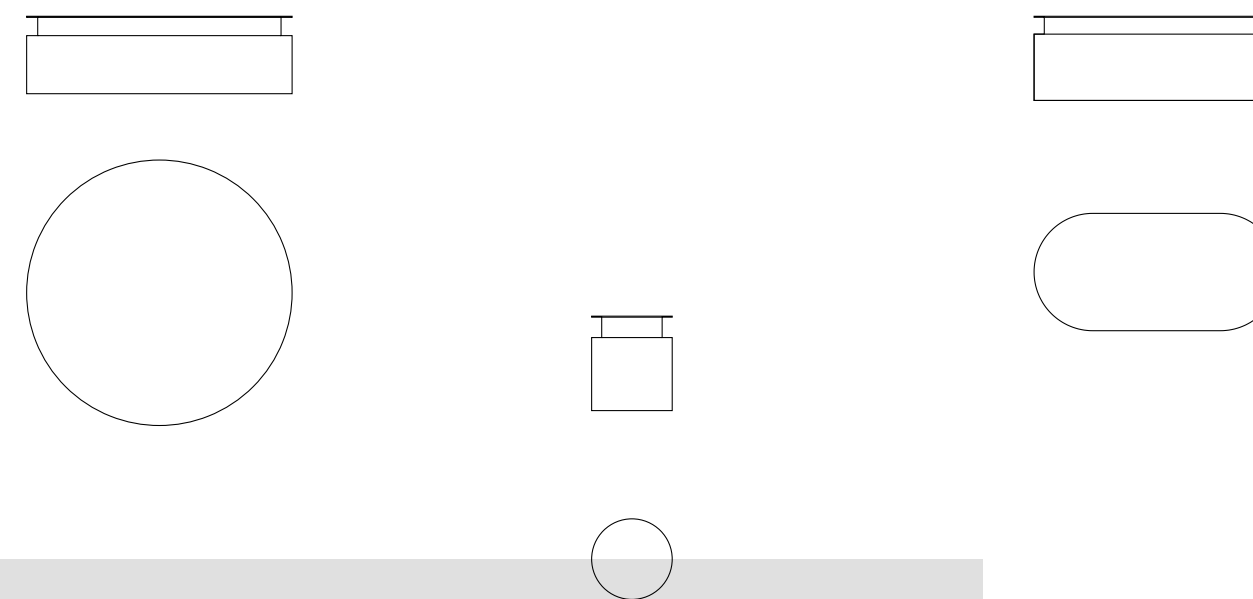
DESIGN ANGELETTI RUZZA

Seduta lounge indoor-outdoor in acciaio curvato, disegno "pied-de-poule" realizzato da taglio laser
Indoor-outdoor lounge chair in curved steel, "pied-de-poule" pattern realized through laser-cutting
L – 93 cm; W – 75 cm; H – 88 cm; H seat – 37 cm

HEN CUSHION

Cuscino indoor-outdoor sfoderabile, sagomato e imbottito in Fly-Dry drenante, fissaggio tramite magnete
Indoor-outdoor cushion with removable fabric, contoured padding in draining Fly-Dry, fixed by magnets





Trame

POUF

DESIGN ANGELETTI RUZZA

Pouf indoor-outdoor, le lavorazioni del taglio laser e della calandratura formano i due cilindri della base, di cui uno sembra quasi sospeso e saldato al piano in acciaio forato.
Indoor-outdoor pouf, base formed by two cylinders obtained through laser-cutting and calendaring, one of which seems suspended and is welded onto the perforated steel top

Ø – 31 cm; H – 37 cm
 L – 96 cm; W – 46 cm; H – 32,7 cm
 Ø – 96 cm; H – 27,5 cm

TRAME CUSHION

Cuscino indoor-outdoor sfoderabile, sagomato e imbottito in Fly-Dry drenante, fissaggio tramite magnete
Indoor-outdoor cushion with removable fabric, contoured padding in draining Fly-Dry, fixed by magnets
 H – 7 cm









Sen-su lounge

LOUNGE CHAIR

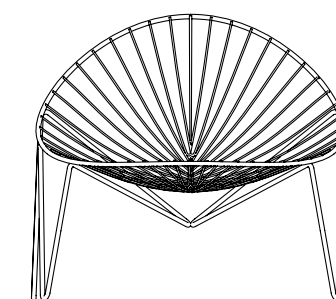
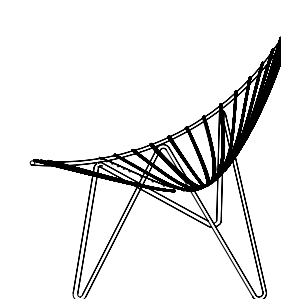
DESIGN BARTOLI DESIGN

Seduta lounge indoor-outdoor, struttura in tubo tondo di acciaio, seduta e schienale in tondino di acciaio sagomato
Indoor-outdoor lounge chair, frame in round steel tube, seat and backrest in contoured round steel rod

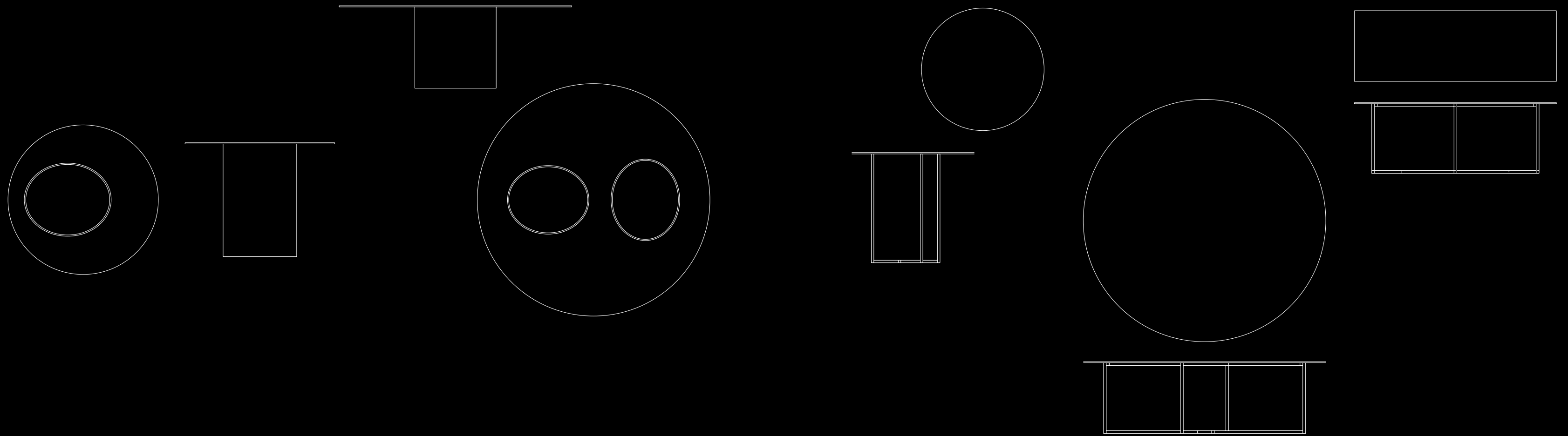
L – 85 cm; W – 71 cm; H – 76 cm; H seat – 37,5 cm

SEN-SU LOUNGE CUSHION

Cuscino indoor-outdoor sfoderabile, sagomato e imbottito in Fly-Dry drenante, fissaggio tramite magnete
Indoor-outdoor cushion with removable fabric, contoured padding in draining Fly-Dry, fixed by magnets







I-Tube coffee table

COFFEE TABLE

DESIGN CE STUDIO

Tavolino indoor-outdoor, base dalla forma cilindrica allungata e curvata, piano acciaio
Indoor-outdoor coffee table, elongated and curved cylindrical base, steel top
 Ø – 60 cm; H – 45,5 cm; 50,5 cm
 Ø – 100 cm; H – 35,5 cm

Urushi coffee table

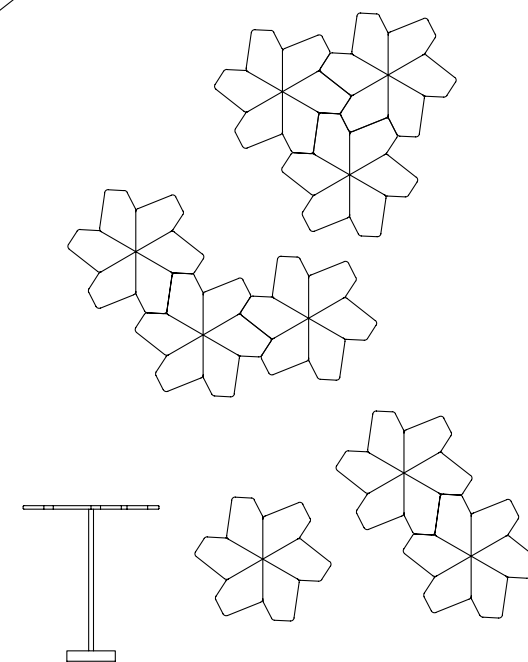
COFFEE TABLE

DESIGN CE STUDIO

Tavolino indoor outdoor, gamba in trafilato quadro di acciaio saldato, piano acciaio
Indoor-outdoor coffee table, base in welded square drawn steel rod, steel top
 Ø – 50 cm; H – 45 cm; 50 cm; 55 cm
 Ø – 100 cm; 120 cm; H – 35,5 cm
 L – 120 cm; W – 60 cm; H – 35 cm

Progettare
osservando
la natura per capire
la ricchezza
della vita e di come
le cose siano
uguali e sempre
diverse.

Designing
by observing
nature
to understand
the richness
of life
and how
things are
the same and
yet, always
different.



Ninfea

COFFEE TABLE

DESIGN BELLAVISTA & PICCINI

Tavolino indoor-outdoor in acciaio con piano inciso. I tavolini possono essere accostati all'infinito
*Indoor-outdoor coffee table in steel with engraved top. It's possible to combine together
 an infinite number of pieces*
 Ø - 39 cm; H - 45 cm



Linea

BENCH

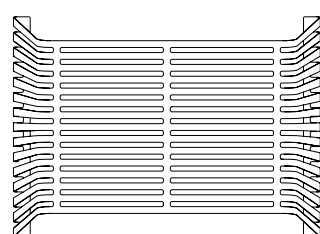


DESIGN ALBERTO GHIRARDELLO

Panca indoor-outdoor in acciaio tagliato al laser piegato e curvato

Indoor-outdoor bench in laser-cut, bent and curved steel

L – 90 cm; W – 44 cm; H – 43 cm

L – 135 cm; W – 44 cm; H – 43 cm






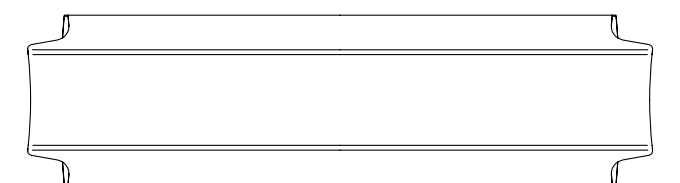
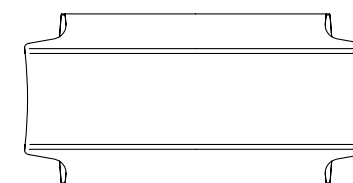
Aerea

BENCH

DESIGN LORENZO DAMIANI

Panca indoor-outdoor in acciaio piegato, struttura interna in acciaio saldata
Indoor-outdoor bench in bent steel, welded internal frame in steel
L – 120 cm; W – 60 cm; H – 42 cm
L – 220 cm; W – 60 cm; H – 42 cm









Benna

BENCH

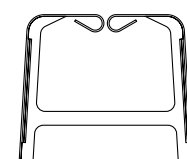
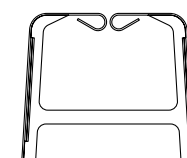
DESIGN LORENZO DAMIANI

Panca indoor-outdoor in acciaio curvato, ricciolo ottenuto da stampo, struttura interna in acciaio saldata. All'interno dei riccioli della panca è possibile inserire due tubi in acciaio, che permettono di collegare le panche ed i piani e creare infinite composizioni

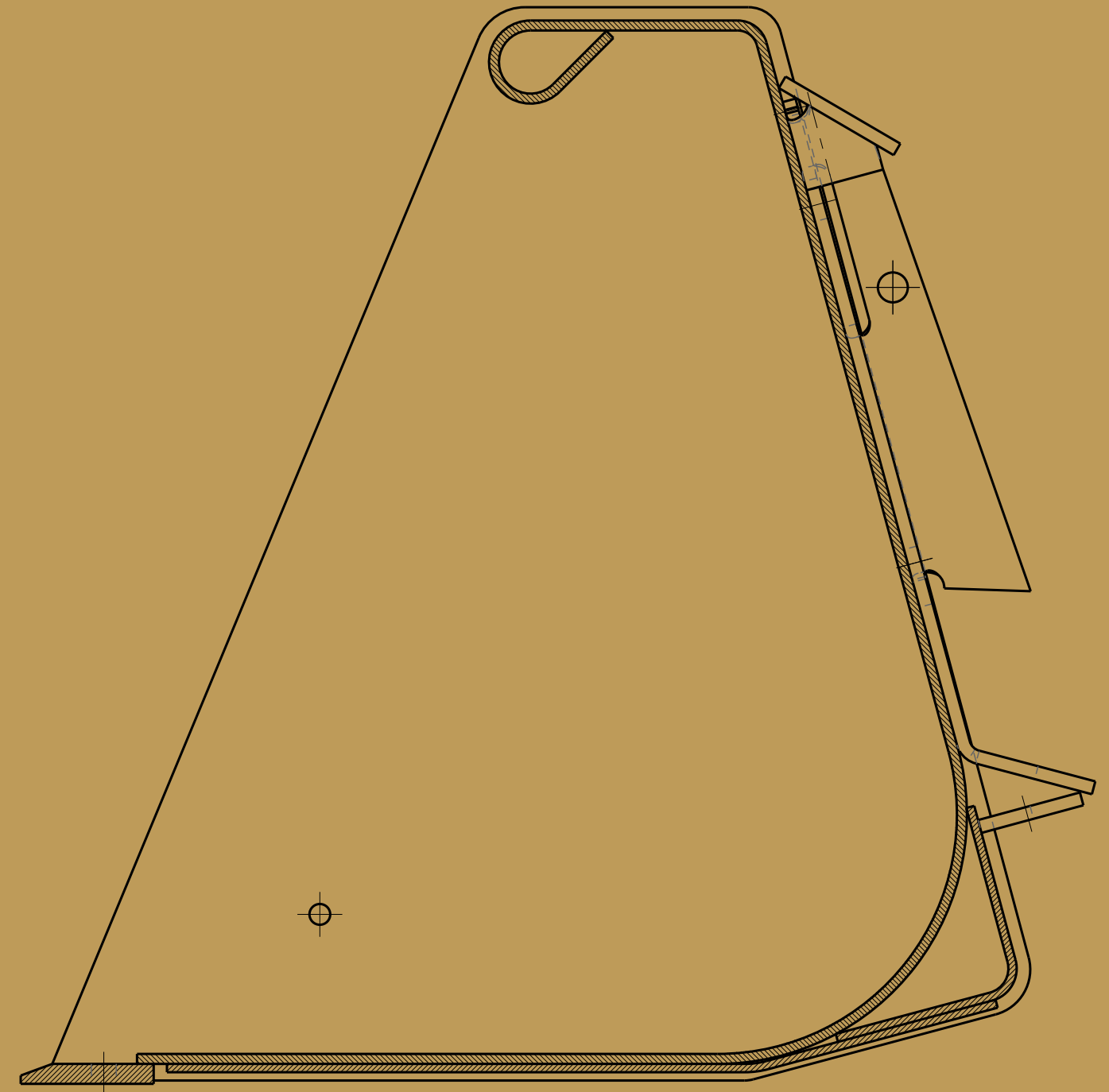
Indoor-outdoor bench in curved steel, curls obtained by mould casting, welded internal frame in steel. It's possible to insert two steel tubes inside the curls of the bench in order to create an infinite number of compositions by combining benches and metal support surfaces

L – 225 cm; W – 50 cm; H – 42 cm

L – 112 cm; W – 50 cm; H – 42 cm



**I PROGETTI ICONICI
NASCONO DA UNA CONTINUA
EVOLUZIONE.
LA BENNA AGRICOLA
FONTE DI ISPIRAZIONE
RAPPRESENTA UNA SFIDA
DI DESIGN IN QUANTO
CAMBIANDO IL CONTESTO
GENERA NUOVE NARRAZIONI
E IDENTITÀ.**



Iconic projects are born from continuous evolution. The agricultural bucket as a source of inspiration represents a design challenge, as it generates brand-new interpretations and identities through a change of context.

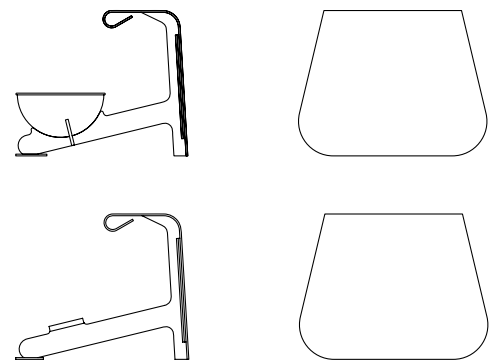


Benna Half

BENCH

DESIGN LORENZO DAMIANI

ONE: L – 55 cm; W – 50 cm; H – 42 cm
TWO: L – 55 cm; W – 50 cm; H – 42 cm

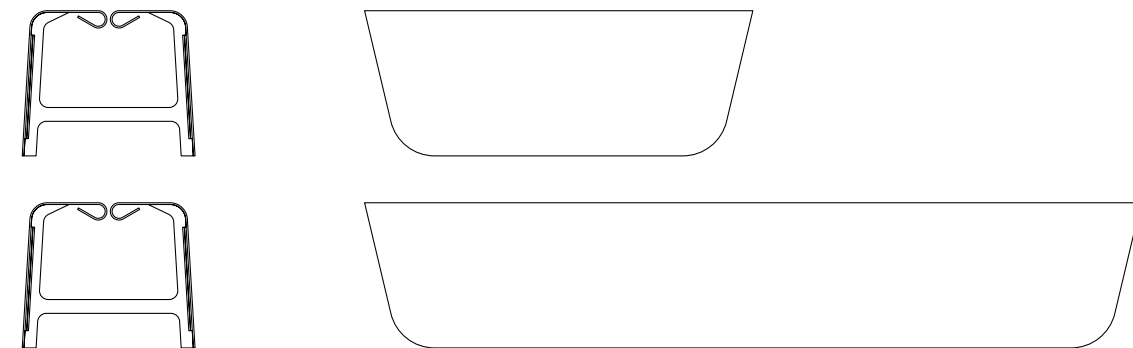


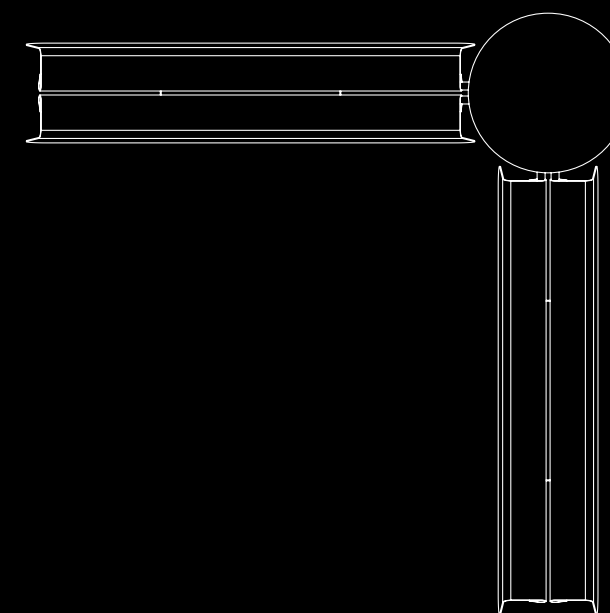
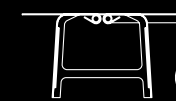
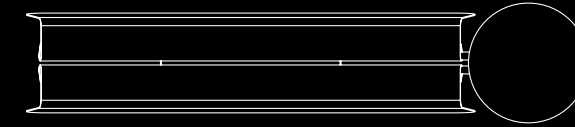
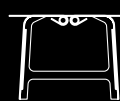
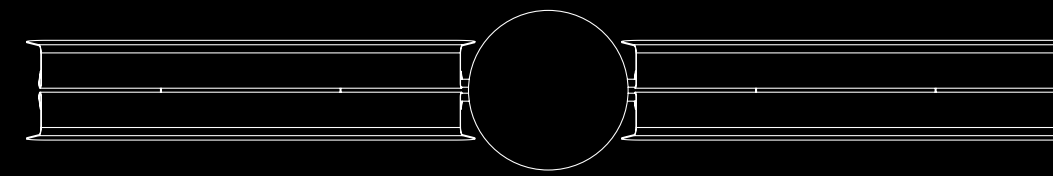
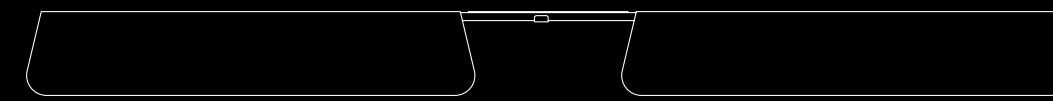
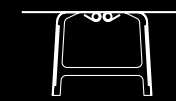
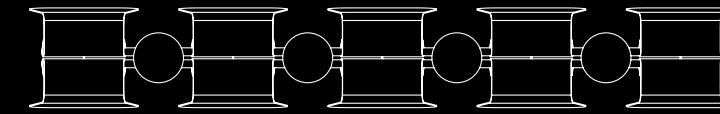
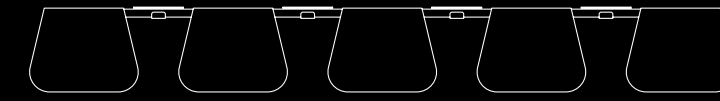
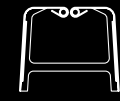
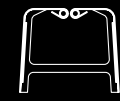
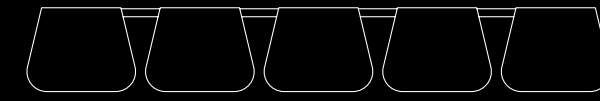

Benna Opp

BENCH

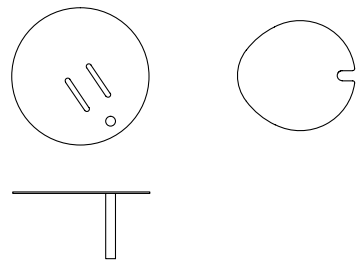
DESIGN LORENZO DAMIANI

MEDIUM: L – 225 cm; W – 50 cm; H – 42 cm
LARGE: L – 112 cm; W – 50 cm; H – 42 cm









Sol

SOFA

DESIGN BALDESSARI E BALDESSARI

Sistema di sedute componibili, struttura tubo tondo in acciaio inox curvato, terminale in lamiera di acciaio inox tagliato al laser e curvato con possibilità di innesto piccolo tavolino girevole, accessorizzato con vassoio da appoggio in ceramica. Seduta cinghie tecniche e cuscino con imbottitura Fly-Dry drenante. Schienale cordoncino tecnico intrecciato a mano
Indoor-outdoor modular sofa system, frame in curved stainless round steel tube, side extension in laser-cut and curved stainless-steel sheet with the possibility of inserting a small rotating table, accessorized with table-top ceramic tray. Seat webbing in elastic technical straps and seat cushion with draining Fly-Dry upholstery. Backrest realized in hand-braided technical cord

SOL SOFA

L – 95 cm; W – 95 cm; H seat – 38 cm; H backrest – 65 cm; H with cushion – 80 cm

SOL CHAISE LONGUE

L – 95 cm; W – 160 cm; H seat – 38 cm; H backrest – 65 cm; H with cushion – 80 cm

SOL SOFA WITH SIDE EXTENSION R-L

L – 150 cm; W – 95 cm; H seat – 38 cm; H backrest – 65 cm; H with cushion – 80 cm

COFFEE TABLE FOR SIDE EXTENSION

Ø – 35 cm

CERAMIC TRAY

30 x 28 cm

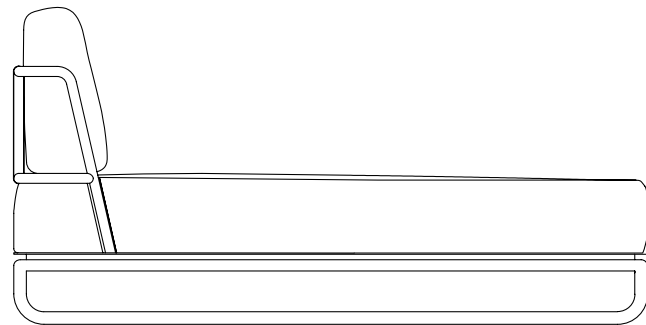
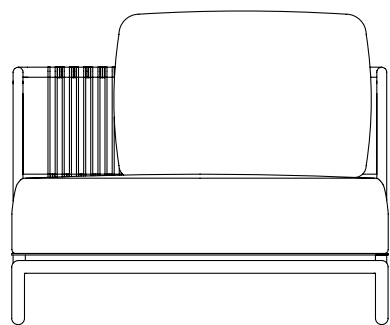
SOL DECORATIVE CUSHION

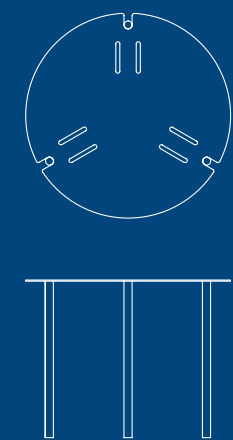


60 x 40 cm; 40 x 40 cm; 45 x 30 cm

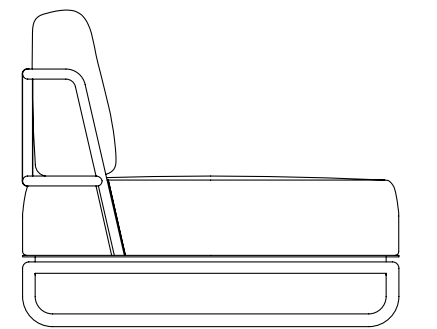
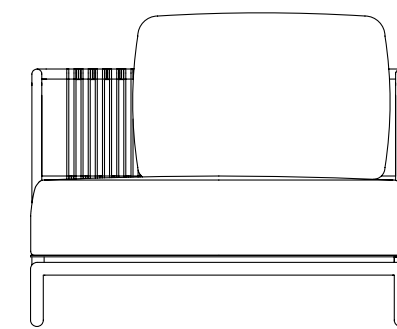
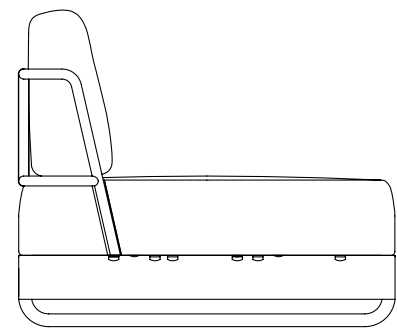
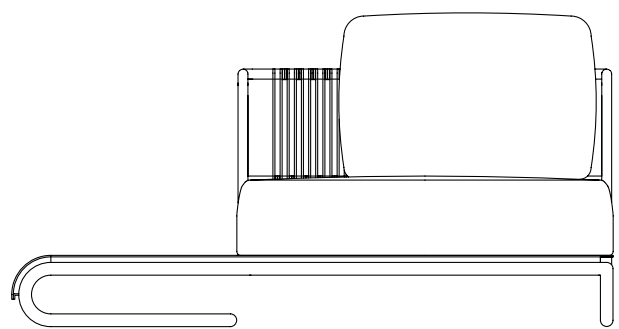
SOL COFFEE TABLE


Tavolino gambe in tubo tondo di acciaio inox e piano acciaio inox taglio laser
Coffee table with round stainless-steel tube legs and laser-cut stainless-steel top
Ø – 65 cm; H – 35 cm; 45 cm; 50 cm











Pixie

OUTDOOR CARPET

DESIGN ANGELETTI RUZZA

Kilim autentici, manufatti artigianali, annodati a telaio a mano in pregiato filo di poliestere tinto a mano con colori vegetali
Authentic artisan kilim rugs realized with handloom-knotted prestigious polyester yarn and hand-dyed by using vegetal dyes
L – 230 cm; W – 300 cm




Sun

OUTDOOR CARPET

DESIGN ANGELETTI RUZZA

Kilim autentici, manufatti artigianali, annodati a telaio a mano in pregiato filo di poliestere tinto a mano con colori vegetali
Authentic artisan kilim rugs realized with handloom-knotted prestigious polyester yarn and hand-dyed by using vegetal dyes
L – 230 cm; W – 325 cm





Ile

OUTDOOR CARPET

Kilim autentici, manufatti artigianali, annodati a telaio a mano in pregiato filo di poliestere tinto a mano con colori vegetali
Authentic artisan kilim rugs realized with handloom-knotted prestigious polyester yarn and hand-dyed by using vegetal dyes
L – 230 cm; W – 325 cm

DESIGN ANGELETTI RUZZA





THE SPIRIT OF DESIGN

Abbiamo una missione. Semplice e grandiosa al tempo stesso. Progettare, disegnare, creare e diffondere nel mondo un'idea di artigianalità industriale che affonda le proprie radici nella creatività delle tradizioni e del saper fare pugliese. Crediamo nell'importanza di mantenere un occhio attento all'impatto ambientale, perché questa terra di confine e di ripartenza è forte e fragile nei suoi toni e contenuti. Per questo continuiamo a lavorare il ferro, materiale riciclabile e intrinsecamente naturale, ma in chiave contemporanea e sostenibile. Proiettando un patrimonio antico nel design del futuro.

We have a mission, one that is simple and at the same time, grandiose. To develop, design and create an idea of industrial craftsmanship, with roots embedded in the creativity of Apulian traditions and know-how, and spread it throughout the world. We believe in the importance of keeping an eye on environmental impact, because this frontier and takeoff land is both strong and fragile in its tones and content. For this reason we continue to work with iron, a recyclable and intrinsically natural material, from a contemporary and sustainable perspective, thus projecting this age-old heritage into the design of the future.



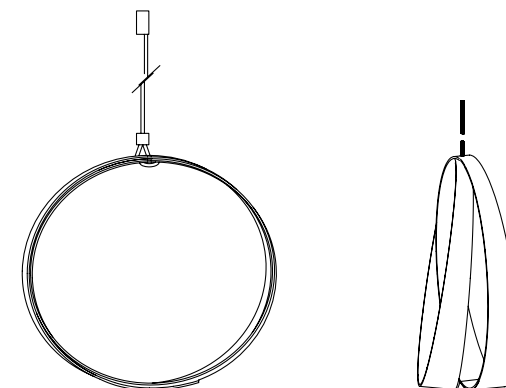


Ring-O


SWING

DESIGN SAVERIO INCOMBENTI

Altalena indoor-outdoor, due anelli in alluminio intersecati e saldati tra loro
Indoor-outdoor swing, two intersecting aluminium rings welded among themselves
L – 123 cm; W – 48 cm; H – 123 cm



ANACLETO



Anacleto Bianconiglio Hippo

DIVIDER

DESIGN ANGELETTI RUZZA


Separè indoor-outdoor, acciaio con texture ottenuta da taglio laser e leggermente curvato, saldato su una base in acciaio predisposta per il fissaggio a pavimento
Indoor-outdoor space divider, slightly curved steel with textures obtained through laser-cutting, welded on a steel base suitable for ground fixing

ANACLETO L – 167 cm; W – 55 cm; H – 180 cm
BIANCONIGLIO L – 167 cm; W – 55 cm; H – 225 cm
HIPPO L – 171 cm; W – 55 cm; H – 183 cm





BIANCONIGLIO







/IN-TA-GLIA-RE/ v.tr.

Incidere o incavare con asportazione di materiale secondo un disegno.
Tagliare incavando, operare su una superficie un taglio per lo più netto e sottile.
Intagliare, in cavo o a rilievo, metallo, legno, marmo, ecc., per ricavarne segni,
lettere, figure.

EN-GRAVE verb [t]

*Carve or hollow out by removing material according to a drawing.
Cutting by hollowing out, on a surface that is mostly clean and thin.
Carve metal, wood, marble, etc. either in hollow or relief to obtain signs,
letters, figures.*

TRAMA E ORDITO: SI PUÒ TESSERE ANCHE CON IL FERRO

Weft and warp: why not weave with iron?

L'ordito è l'inizio di ogni tessuto. La trama è il racconto di un esperimento estetico, prima osato e poi felicemente riuscito, una storia che vuol essere raccontata. I mobili, come le parole, legano tra sé gli ambienti, le sedie e i tavoli attorno a cui le conversazioni nascono e le relazioni si intrecciano, tessendo una tela di vite e materiali.

The warp is the starting point of any fabric. The weft is the story of an aesthetic experiment, first audacious and then fortunately successful; it is a story that wishes to be narrated. Furniture, like words, connects environments, and it's around chairs and tables that conversations revolve and relationships are intertwined, thus weaving a canvas of life stories and materials.




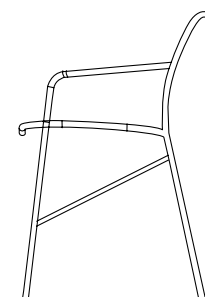


Salento

CHAIR

DESIGN EMILIO NANNI



Sedia indoor-outdoor realizzata in tubo tondo di acciaio e cordoncino tecnico intrecciato a mano
Indoor-outdoor chair, realized in round steel tube and hand-braided technical cord
L – 68 cm; W – 43 cm; H – 77 cm; H seat – 46 cm



Salento, il sole, il mare e il vento. La terra dove finisce la Terra, il punto più a Est d'Italia. Qui, dove l'Oriente bussava alle finestre, inondando le case di luce appena nata.

Salento, the sun, the sea and the wind. The land where the Earth ends, the easternmost location of Italy. Right here, where the Eastern rays filter through windows, inundating houses with newborn light.







Sen-su

CHAIR

DESIGN BARTOLI DESIGN

Sedia indoor-outdoor impilabile, struttura tubo tondo in acciaio, seduta e schienale in tondino di acciaio sagomato
Indoor-outdoor stackable chair, frame in round steel tube, seat and backrest in contoured round steel rod
L – 50,5 cm; W – 56 cm; H – 78 cm; H seat – 44,5 cm

SEN-SU CUSHION

Cuscino indoor-outdoor sfoderabile, sagomato e imbottito in Fly-Dry drenante, fissaggio tramite magnete
Indoor-outdoor cushion with removable fabric, contoured padding in draining Fly-Dry, fixed by magnets





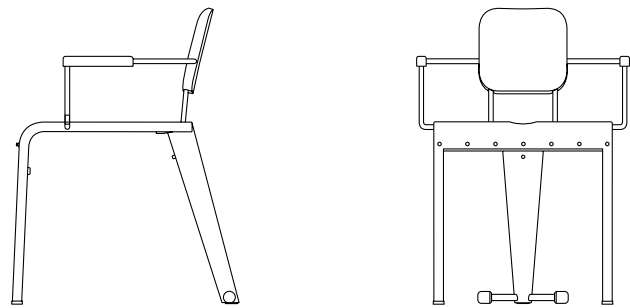


Rock armchair

ARMCHAIR

DESIGN MARC SADLER

Poltroncina indoor-outdoor 3 gambe, struttura tubo quadro e tubo tondo in alluminio, schienale ergonomico e seduta bugnata in alluminio rivettata
Indoor-outdoor armchair with 3 legs, frame in square and round aluminium tube, ergonomic backrest and riveted punched seat in aluminium
L – 55 cm; W – 58 cm; H – 76 cm; H seat – 47 cm

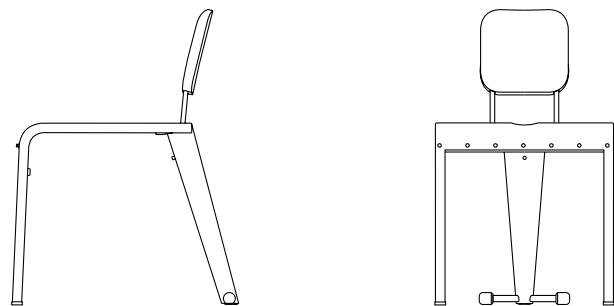


Rock chair

CHAIR

DESIGN MARC SADLER

Sedia indoor-outdoor 3 gambe, struttura tubo quadro e tubo tondo in alluminio, schienale ergonomico e seduta bugnata in alluminio rivettata
Indoor-outdoor chair with 3 legs, frame in square and round aluminium tube, ergonomic backrest and riveted punched seat in aluminium
L – 46 cm; W – 58 cm; H – 76 cm; H seat – 47 cm

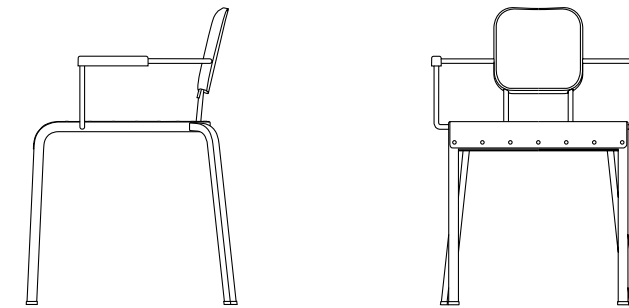


Rock4 armchair

ARMCHAIR

DESIGN MARC SADLER

Poltroncina indoor-outdoor 4 gambe impilabile, struttura tubo quadro e tubo tondo in alluminio, schienale ergonomico e seduta bugnata in alluminio rivettata
Indoor-outdoor stackable armchair with 4 legs, frame in square and round aluminium tubes, ergonomic backrest and riveted punched seat in aluminium
L – 55 cm; W – 54 cm; H – 76 cm; H seat – 47 cm

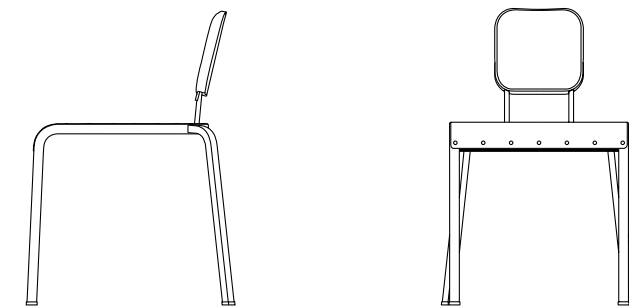


Rock4 chair


CHAIR

DESIGN MARC SADLER

Sedia indoor-outdoor 4 gambe impilabile, struttura tubo quadro e tubo tondo in alluminio, schienale ergonomico e seduta bugnata in alluminio rivettata
Indoor-outdoor stackable chair with 4 legs, frame in square and round aluminium tube, ergonomic backrest and riveted punched seat in aluminium
L – 46 cm; W – 54 cm; H – 76 cm; H seat – 47 cm







Rubic

TABLE

DESIGN CASTIGLIA ASSOCIATI

Tavolo indoor-outdoor, base realizzata da elementi in acciaio tagliati al laser e saldati,
piano in acciaio

Indoor-outdoor table, base realized with laser-cut and welded elements, steel top
Ø – 90 cm; H – 72 cm

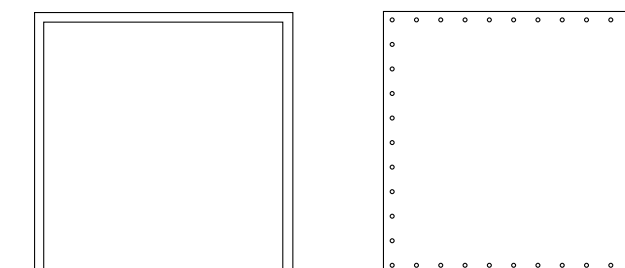


Rock table

TABLE

DESIGN MARC SADLER

Tavolo indoor-outdoor, gambe e struttura in tubo quadro di acciaio, piano in acciaio rivettato
Indoor-outdoor table, legs and frame in square steel tube, riveted steel top
L – 80 cm; W – 80 cm; H – 72 cm



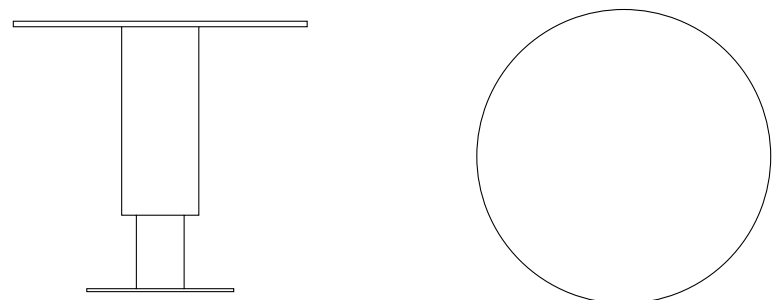


Trame table

TABLE

DESIGN ANGELETTI RUZZA

Tavolo indoor-outdoor, le lavorazioni del taglio laser e della calandratura formano i due cilindri della base, di cui uno sembra quasi sospeso, piano in acciaio
Indoor-outdoor table, base formed by two cylinders obtained through laser-cutting and calendaring, one of which seems suspended, steel top
 Ø – 80 cm; H – 74 cm

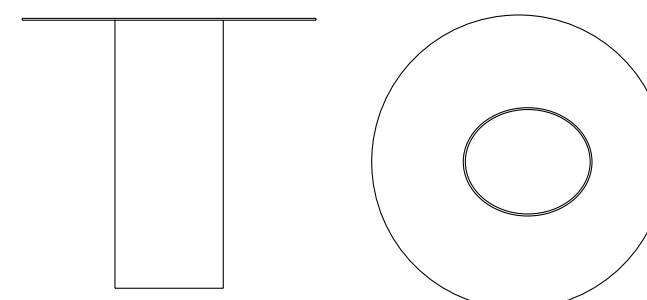


I-Tube

TABLE

DESIGN CE STUDIO

Tavolo tondo indoor-outdoor, forma cilindrica allungata e curvata della base in acciaio, piano in acciaio
Indoor-outdoor round table, elongated and curved cylindrical steel base, steel top
 Ø – 80 cm; H – 74 cm





Date

TABLE

DESIGN LUCA CASINI

Tavoli indoor-outdoor, gambe tubo quadro e piano in acciaio. Tavolo tondo con gamba centrale realizzato con tubo tondo e piano in acciaio
Indoor-outdoor tables, square steel tube legs and steel top. Round table with round tube central leg and steel top

DATE - O: Ø - 60,6 cm; H - 72 cm

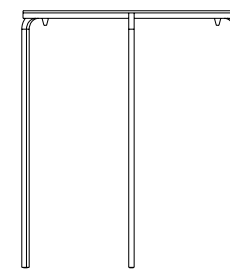
DATE - 4: Ø - 70 cm; H - 72 cm

DATE - BAR: Ø - 60 cm; H - 72 cm

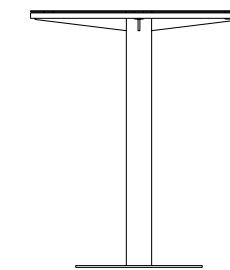
DATE - Q: L - 60 cm; W - 60 cm; H - 72 cm

DATE - R: L - 70 cm; W - 60 cm; H - 72 cm

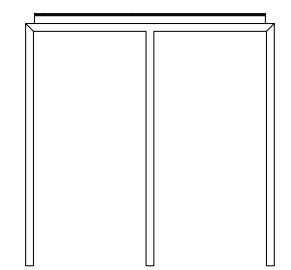
DATE - O




DATE - BAR




DATE - 4



DATE - Q



DATE - R







Torii

TABLE

DESIGN LO STUDIO

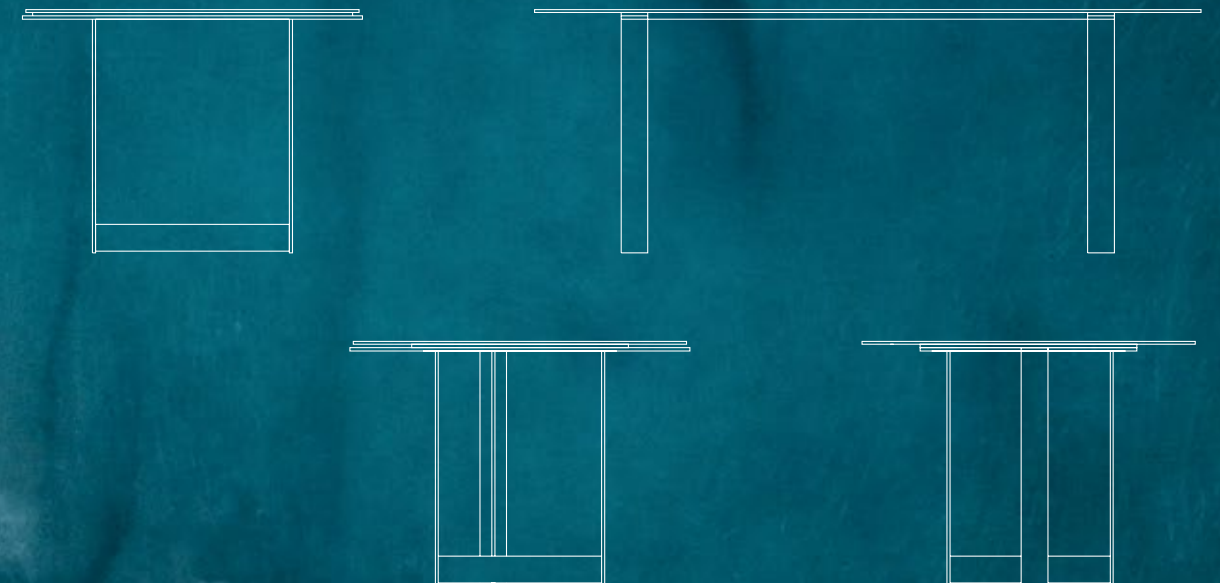
Tavolo indoor-outdoor, gambe e struttura realizzati con elementi di acciaio ottenuti da taglio laser. Particolare una piccola sporgenza laterale sul piano. Piano composto da telaio in acciaio che accoglie una lastra in grès smaltato spessore 5mm con finitura esclusiva DAA, applicata a mano

Indoor-outdoor table, base and frame realized with laser-cut steel elements, distinguished by a small protruding piece along the side. Top in steel frame with an inlay 5 mm-thick glazed grès with handcrafted exclusive finish by DAA

L – 300 cm; W – 100 cm; H – 73 cm

L – 200 cm; W – 100 cm; H – 73 cm

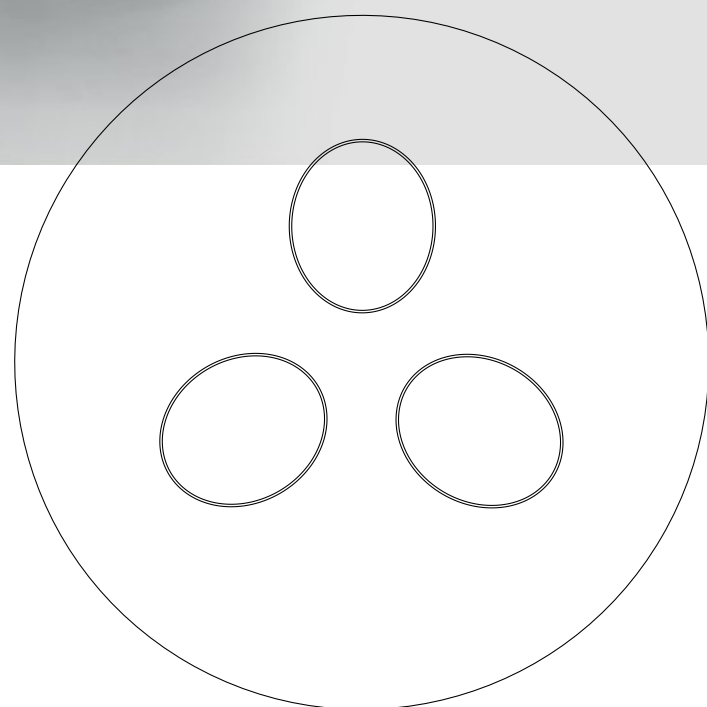

L – 100 cm; W – 100 cm; H – 73 cm



**LA PUREZZA DELLA FORMA,
LA FORZA DELLA MATERIA**



**THE PURITY OF FORM,
THE STRENGTH OF MATERIAL**



I-Tube

TABLE

DESIGN CE STUDIO

Tavolo tondo indoor-outdoor, forma cilindrica allungata e curvata delle basi in acciaio, disponibile con piano in acciaio o altri piani della collezione DAA
Indoor-outdoor round table, elongated and curved cylindrical legs, available with steel top or with other tops of the DAA collection
Ø – 140 cm; 160 cm; 180 cm; 200 cm; H – 73,5 cm





Incontro

TABLE

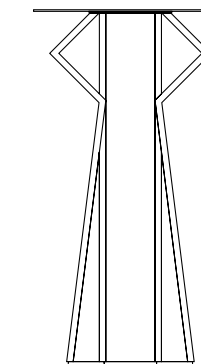
DESIGN CE STUDIO

Tavolo indoor-outdoor, base in poliuretano rigido stampato con all'interno gamba centrale in acciaio, piano in purenit. Base e piano interamente rivestiti con impasto di pietra lavica o cemento spatolato a mano

Indoor-outdoor table, moulded rigid polyurethane base with internal central leg in steel, purenit top. Base and top entirely coated with a hand-trowelled mixture of lava stone or cement
Ø – 160 cm; 180 cm; H – 73 cm







Dame


TABLE

DESIGN CASTIGLIA ASSOCIATI

Tavolo alto indoor-outdoor, base realizzata da elementi in acciaio tagliati al laser e saldati, piano in acciaio

Indoor-outdoor table, base realized with laser-cut and welded elements, steel top
Ø – 60 cm; H – 110 cm





Date

TABLE

Tavolo alto indoor-outdoor, struttura in trafilato quadro di acciaio, piano in acciaio
leggermente sospeso dalla struttura

*Indoor-outdoor high table, frame in square drawn steel rod, steel top slightly elevated
from the structure*

Ø – 40 cm; H – 110 cm

DESIGN LUCA CASINI





Saddle

STOOL

DESIGN EMILIO NANNI

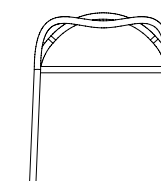
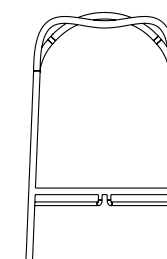
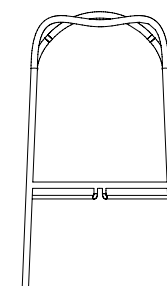
Sgabello indoor-outdoor, struttura tubo tondo di acciaio, seduta realizzata in cordoncino tecnico intrecciato a mano

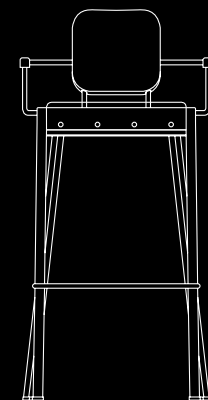
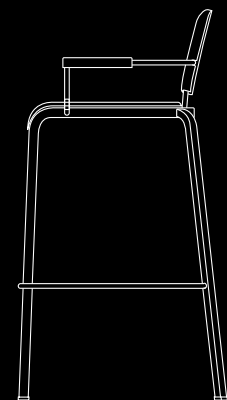
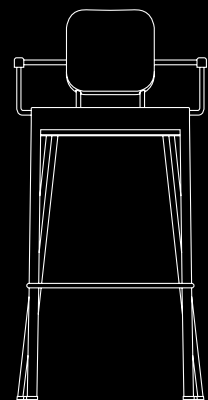
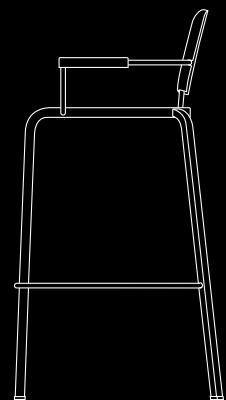
Indoor-outdoor stool, frame in round steel tube, seat realized with hand-braided technical cord

L - 44 cm; W - 42 cm; H - 78 cm

L - 43 cm; W - 40 cm; H - 68 cm

L - 42 cm; W - 38 cm; H - 48 cm







Rock Stool

STOOL

DESIGN MARC SADLER

Sgabello indoor-outdoor, struttura realizzata in tubo quadro e tondo di alluminio, schienale ergonomico e seduta imbottita in alluminio rivettata
Indoor-outdoor stool, frame in square and round aluminium tube, ergonomic backrest and deep-drawn riveted seat in aluminium

L – 55 cm; W – 54 cm; H – 90 cm; H seat – 65,5 cm
 L – 55 cm; W – 54 cm; H – 100 cm; H seat – 77,5 cm

ROCK STOOL LEATHER

Sgabello indoor, struttura realizzata in tubo quadro e tondo di alluminio, schienale ergonomico e seduta in alluminio rivettata con cuscino imbottito in cuoio pieno fiore e fissato tramite clip
Indoor stool, frame in square and round aluminium tubes, ergonomic backrest and riveted seat in aluminium with upholstered full-grain hide leather cushion fixed by clips

L – 55 cm; W – 54 cm; H – 90 cm; H seat – 65,5 cm
 L – 55 cm; W – 54 cm; H – 100 cm; H seat – 77,5 cm



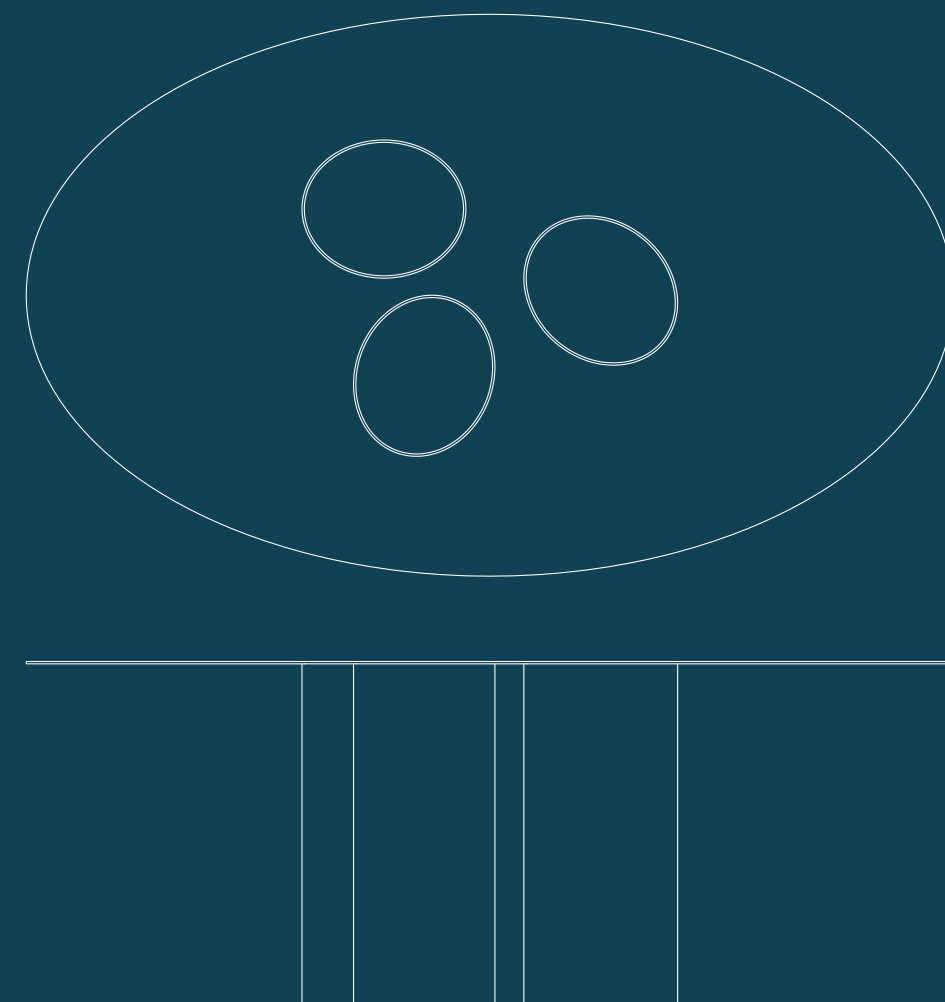


I-Tube

TABLE

DESIGN CE STUDIO

Tavolo ovale indoor-outdoor, forma cilindrica allungata e curvata delle basi in acciaio, disponibile con piano in acciaio o altri piani della collezione DAA
Indoor-outdoor oval table, elongated and curved cylindrical legs, available with steel top or with other tops of the DAA collection
L – 198 cm; W – 120 cm; H – 73,5 cm
L – 240 cm; W – 140 cm; H – 73,5 cm





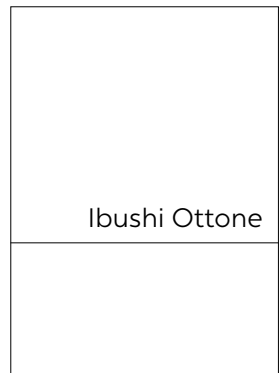

“I COLORI... SCAPPANO SEMPRE DA TUTTE LE PARTI, SCAPPANO AL RALLENTATORE COME LE PAROLE, CHE SCAPPANO SEMPRE, COME LA POESIA CHE NON SI PUÒ MAI TENERE NELLE MANI, COME I RACCONTI BELLI.” ETTORE SOTTASS

Ibushi Ottone, Grain Lapis, Grain Malachite, Rame Miele, Sketch... Le nostre finiture uniche ed esclusive. Grazie alla perizia tecnica dei nostri artigiani e tecnici di laboratorio, siamo riusciti a trovare nuove soluzioni cromatiche, compositive, per fare di ogni pezzo di design industriale un'opera d'arte. Un unicum dalle sorprendenti cromature, lucentezza sempre diversa, capaci di trasmettere alla vista e al tatto sensazioni inaspettate e sempre nuove. Questa ricerca continua e profonda di materiali naturali chiamati a reagire al ferro è la nostra cifra del presente e del futuro. L'orizzonte di **da a** è proprio volto a proporre un carnet di colori e materiali in continuo dialogo tra loro, al passo coi tempi e col tempo.

“COLOURS... THEY ALWAYS RUN AWAY IN EVERY DIRECTION, THEY FLEE IN SLOW MOTION LIKE WORDS, WHICH ALWAYS SLIP AWAY; JUST LIKE POETRY, WHICH CAN NEVER BE SEIZED BETWEEN ONE'S HANDS, JUST LIKE BEAUTIFUL STORIES.” ETTORE SOTTASS

*Ibushi Brass, Grain Lapis, Grain Malachite, Honey Copper, Sketch... Our unique and exclusive finishes. Thanks to the skilled know-how of our craftsmen and laboratory technicians, we have been able to find new chromatic and compositional solutions to transform each industrial design piece into a work of art. A unicum endowed with an astonishing chrome plating: a dynamic luminosity capable of transmitting unexpected and ever-new sensations both to the sight and touch. This continuous in-depth quest for natural materials, called upon to react with iron, is our present and future hallmark. The horizon of **da a** expands towards proposing a set of colors and materials engaging in continuous dialogue with each other, in step both with the times and with time.*

Wara Ibushi





Grain Malachite
Grain Lapis

Grain Dark

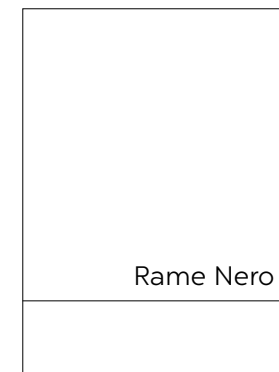
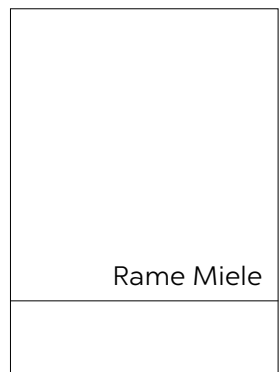


Pietra Lavica Grigia

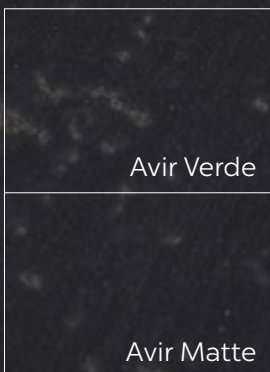


Pietra Lavica Nera



Cherry









LE FINITURE ARTIGIANALI RENDONO OGNI ARTEFATTO IRRIPETIBILE.

THE HANDCRAFTED FINISHES MAKE EACH PRODUCT UNREPEATABLE.



Taranta
Cinabro
Ottone Bronzato
Focara

In linea con

le tendenze

contemporanee del design,

le finiture

metalliche

conferiscono alle superfici

particolari

aspetti cromatici, sfruttando

In line with contemporary design trends,

i principi di

the metallic finishes lend particular

diffrazione,

chromatic qualities

rifrazione,

to the surfaces through a skillful interpretation

o di interferenza

della **luce.**

of the principles of diffraction, refraction

or interference of light.


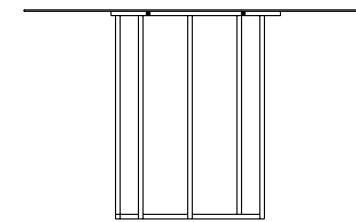


Rame Bronzato

La ricerca estetica sulle forme, il vivido impatto cromatico e lo studio tecnologico sui metalli diventano, quindi, il modo di dare cuore e anima all'oggetto di design, sottraendolo dai rischi di banale conformismo.

The aesthetic research on shapes, the vivid chromatic impact and the technological research on metals become, thus, the way to lend heart and soul to the design object, safeguarding it from the risks of trivial conformism.



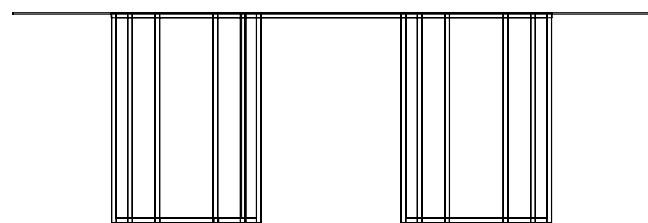


Urushi table

TABLE

DESIGN CE STUDIO

Tavolo indoor-outdoor, gambe e struttura realizzate in trafilato quadro saldato, disponibile con piano in acciaio o altri piani della collezione DAA
Indoor-outdoor table, legs and frame realized in welded square drawn steel rod, available with steel top or other tops of the DAA collection
Ø – 120 cm; 140 cm; 160 cm; H – 73 cm



Urushi table

TABLE

DESIGN CE STUDIO

Tavolo indoor-outdoor, gambe e struttura realizzate in trafilato quadro saldato, disponibile con piano in acciaio o altri piani della collezione DAA
Indoor-outdoor table, legs and frame realized in welded square drawn steel rod, available with steel top or other tops of the DAA collection
L – 220 cm; 240 cm; 300 cm; W – 100 cm; H – 73 cm








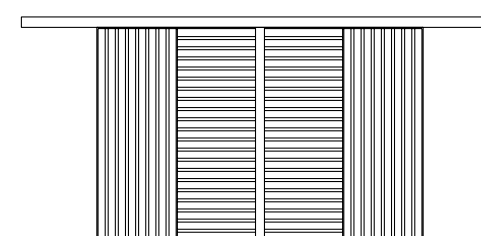
Oh

TABLE

DESIGN ANGELETTI RUZZA

Tavolo indoor-outdoor, gambe e struttura realizzate in tubo tondo di acciaio saldato a elementi tagliati al laser, disponibile con piano in acciaio o altri piani della collezione DAA
Indoor-outdoor table, legs and frame realized in round steel tube welded to laser-cut elements, available with steel top or other tops of the DAA collection

L – 310 cm; W – 105 cm; H – 73 cm
 L – 160 cm; W – 160 cm; H – 73 cm





Twitty

TABLE

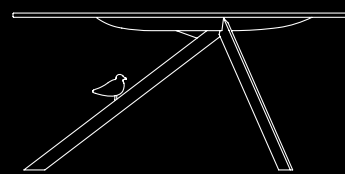


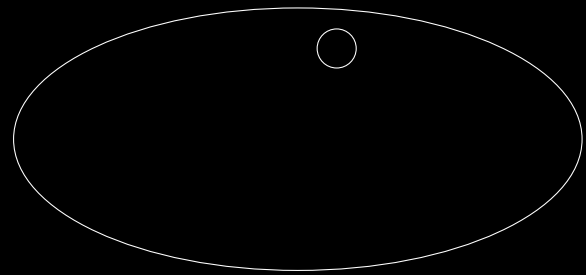
DESIGN ANGELETTI RUZZA

Tavolo indoor, gambe in trafilato di acciaio saldate su sottopiano in acciaio, disponibile con piano in marmo o altri piani della collezione DAA. Sul piano troviamo una piccola lente in cristallo extra chiaro a filo che svela, solo da una determinata angolazione, la vista di un uccellino d'oro posato sulla gamba

Indoor table, drawn steel legs welded on under-top steel frame, available with marble top or other tops of the DAA collection. The extra-clear crystal lens flush with the table-top surface reveals - only from a specific angle - the sight of a small golden bird perched on one of the legs

L - 230 cm; 260 cm; W - 120 cm; H - 74 cm
Ø - 160 cm; H - 74 cm








forme
luce
energia
luoghi musica
colori
armonia
shapes
light
energy
places
colours
music
harmony

Nella musica, per armonia si intende la combinazione simultanea e piacevole all'orecchio di due o più suoni. Nella pittura, armonia è sinonimo di equilibrio, ordine, coerenza, consonanza nelle gamme cromatiche. Per noi, nel design, armonia è soprattutto avere una storia da raccontare. Occuparsi di colori e forme è avere una visione del mondo, rendere esplicito un modo di sentire la vita. L'armonia che ci interessa è quella col luogo. Le riflessioni sul colore che preferiamo sono quelle che definiscono un linguaggio nuovo, carico di sfumature, anche bizzarro a volte, privo di luoghi comuni. Sicuramente vitale ed energetico.

In music, harmony means a simultaneous and pleasant combination of two or more sounds. In painting, harmony is synonymous with balance, order, coherence and consonance between the chromatic ranges. For us, harmony in design is, above all, having a story to tell. Being engaged in colour and form means having a vision of the world, to convey explicit meaning to a certain way of feeling life. The harmony that we're interested in is that with the place. The reflections on colour that we prefer are those defining a new language, one full of subtle nuances, even bizarre at times, and devoid of clichés. Certainly vital and energetic.



Incontro Metal

TABLE

DESIGN CE STUDIO

Tavolo indoor-outdoor, base e piano in acciaio realizzati al tornio
Indoor-outdoor table, base and top realized in steel turned on the lathe
Ø – 160 cm; H – 73 cm



I-Tube two

TABLE

DESIGN CE STUDIO

Tavolo indoor-outdoor, due basi in acciaio di differenti dimensioni dalla forma cilindrica allungata e curvata, disponibile con piano in acciaio o altri piani della collezione DAA
Indoor-outdoor table, two elongated and curved cylindrical legs of different dimensions, available with steel top or other tops of the DAA collection
Ø – 140 cm; 160 cm; 180 cm; H – 73,5 cm



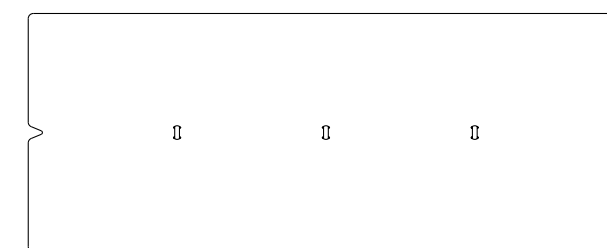
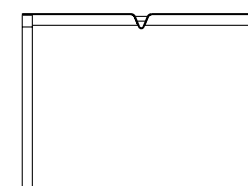



Crossing

TABLE

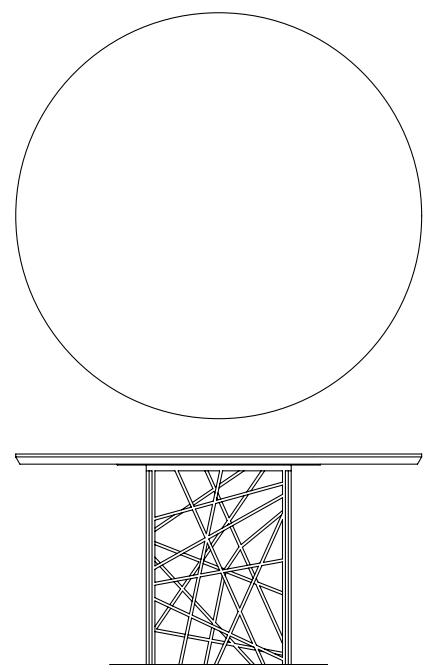
DESIGN LORENZO DAMIANI

Tavolo indoor-outdoor, gambe in tubo di acciaio. Piano acciaio con piega centrale ottenuta da stampo e attraversata da tondini in acciaio
Indoor-outdoor table with round steel tube legs. Steel top with central curve obtained through mould casting and crossed by round steel rods
L – 250 cm; W – 100 cm; H – 73 cm










Deframe table

TABLE

DESIGN LUCA CASINI

Tavolo indoor-outdoor, base acciaio composta da quattro lamiera con texture differenti ottenute da taglio laser. Disponibile con piano in acciaio o altri piani della collezione DAA.
Indoor-outdoor table, steel base composed of four metal sheets with different textures obtained through laser-cutting. Available with steel top or other tops of the DAA collection
 Ø – 140 cm; 160 cm; H – 73,3 cm
 L – 160 cm; W – 160 cm; H – 73,3 cm
 L – 110X180 cm; 110X200 cm; 110X220 cm; 120X180 cm; 120X200 cm; 120X220 cm; H – 73,3 cm







**Combustione,
affumicatura
e decozione:
le speciali
finiture “da a”
trasformano
ogni pezzo
in un’opera
d’arte unica
con texture
irripetibili.**

*Combustion, smoking and decoction: the special finishes of **da a** transform each piece into a unique work of art with unrepeatable textures.*



Torii Metal

TABLE

DESIGN LO STUDIO

Tavolo indoor-outdoor, gambe e struttura realizzati con elementi di acciaio ottenuti da taglio laser, particolare piccola sporgenza laterale sul piano. Disponibile con piano in acciaio o altri piani della collezione DAA

Indoor-outdoor table, base and frame realized with laser-cut steel elements, distinguished by a small protruding piece along the side. Available with steel top or other tops of the DAA collection

L – 100 cm; 200 cm; 300 cm; W – 100 cm; H – 73 cm







Sheer L

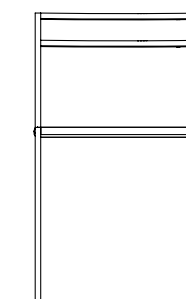

CHAIR

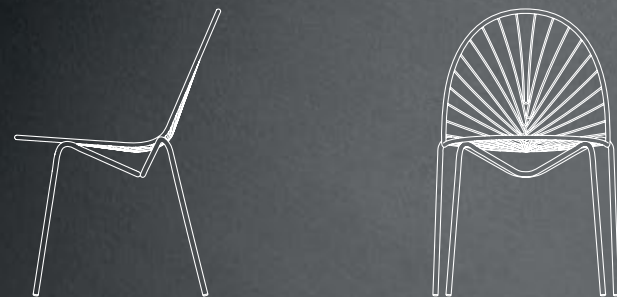
DESIGN LUCA CASINI

Sedia indoor, realizzata in tubo quadro di acciaio, schienale leggermente curvato, seduta imbottita e rivestita in cuoio pienofiore

Indoor chair, realized in square steel tube, slightly curved backrest, upholstered full-grain hide leather cushion

L – 48 cm; W – 51 cm; H – 78,4 cm; H seat – 47,2 cm





Sen-su

CHAIR

DESIGN BARTOLI DESIGN

Sedia indoor-outdoor impilabile, struttura tubo tondo in acciaio, seduta e schienale in tondino di acciaio sagomato
Indoor-outdoor stackable chair, frame in round steel tube, seat and backrest in contoured round steel rod
L – 50,5 cm; W – 56 cm; H – 78 cm; H seat – 44,5 cm

SEN-SU LEATHER CUSHION

Cuscino indoor sagomato imbottito e rivestito in cuoio pienofiore con cuciture a vista
Indoor cushion realized in full grain hide leather with contoured padding and visible stitching

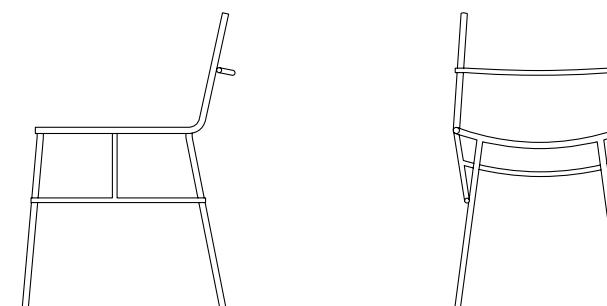


Otran

CHAIR

DESIGN EMILIO NANNI

Sedia indoor, struttura tubo tondo di acciaio, seduta 2 fasce cuoio pienofiore con cucitura a vista e fermate da cinghie tecniche, schienale 2 fasce cuoio pienofiore con cuciture a vista
Indoor chair, frame in round steel tube, seat in two full-grain hide leather strips with visible stitching fixed by technical belts, backrest in two full-grain hide leather strips with visible stitching
L – 44 cm; W – 52 cm; H – 75 cm; H seat – 47 cm





Tatoutina

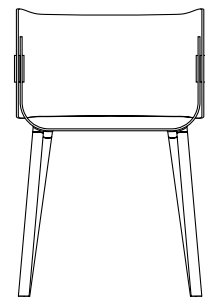

ARMCHAIR

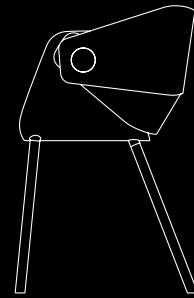
DESIGN ANGELETTI RUZZA

Poltroncina indoor, gambe tubo tondo di alluminio, seduta e schienale in alluminio curvato uniti da tre dischi avvitati. Cuscini schienale e seduta imbottiti e rivestiti in cuoio pienofiore con chiusura a strappo

Indoor armchair, legs in round aluminium tube, seat and backrest in curved aluminium joined together by three screwed-in aluminium discs. Upholstered full-grain hide leather cushion with velcro closure on both the seat and backrest

L – 50 cm; W – 52 cm; H – 76 cm; H seat – 44 cm





Tatou

ARMCHAIR

DESIGN ANGELETTI RUZZA

Poltroncina indoor, gambe tubo tondo di alluminio, seduta e schienale in alluminio curvato uniti da quattro dischi in alluminio avvitati. Cuscini schienale e seduta imbottiti e rivestiti in cuoio pienofiore con chiusura a strappo
Indoor armchair, legs in round aluminium tube, seat and backrest in curved aluminium joined together by four screwed-in aluminium discs. Upholstered full-grain hide leather cushion with velcro closure on both the seat and backrest
L – 53,5 cm; W – 53 cm; H – 83 cm; H seat – 44 cm





Rock armchair leather

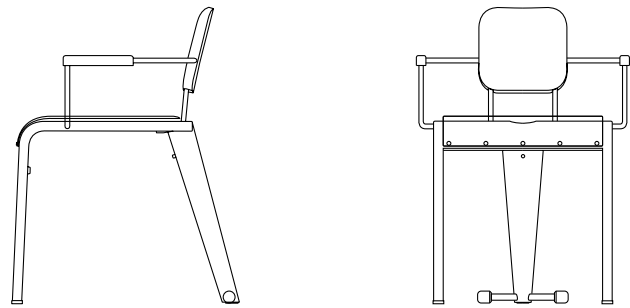
ARMCHAIR

DESIGN MARC SADLER

Poltroncina 3 gambe indoor, struttura tubo quadro e tubo tondo in alluminio, schienale ergonomico e seduta in alluminio rivettata, cuscino imbottito rivestito in cuoio pienofiore e fermato tramite clip

Indoor armchair with 3 legs, frame in square and round aluminium tube, ergonomic backrest and riveted seat in aluminium, upholstered full-grain hide leather cushion fixed by clips

L – 55 cm; W – 58 cm; H – 76 cm; H seat – 49 cm



Rock chair leather

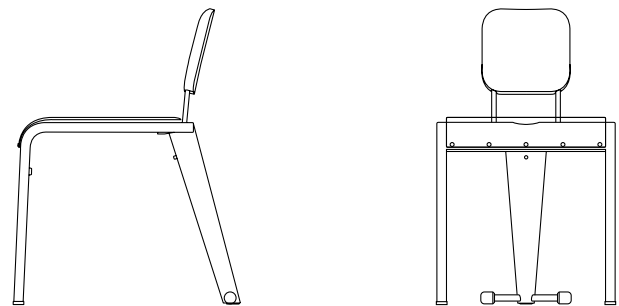
CHAIR

DESIGN MARC SADLER

Sedia 3 gambe indoor, struttura tubo quadro e tubo tondo in alluminio, schienale ergonomico e seduta in alluminio rivettata, cuscino imbottito rivestito in cuoio pienofiore e fermato tramite clip

Indoor chair with 3 legs, frame in square and round aluminium tube, ergonomic backrest and riveted seat in aluminium, upholstered full-grain hide leather cushion fixed by clips

L – 46 cm; W – 58 cm; H – 76 cm; H seat – 49 cm



Rock4 armchair leather

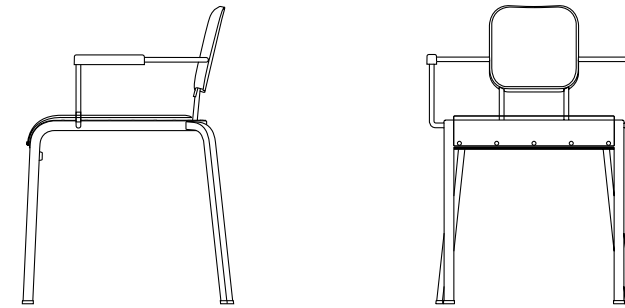
ARMCHAIR

DESIGN MARC SADLER

Poltroncina 4 gambe indoor impilabile, struttura tubo quadro e tubo tondo in alluminio, schienale ergonomico e seduta in alluminio rivettata, cuscino imbottito rivestito in cuoio pienofiore e fermato tramite clip

Indoor stackable armchair with 4 legs, frame in square and round aluminium tube, ergonomic backrest and riveted seat in aluminium, upholstered full-grain hide leather cushion fixed by clips

L – 55 cm; W – 54 cm; H – 76 cm; H seat – 49 cm



Rock4 chair leather

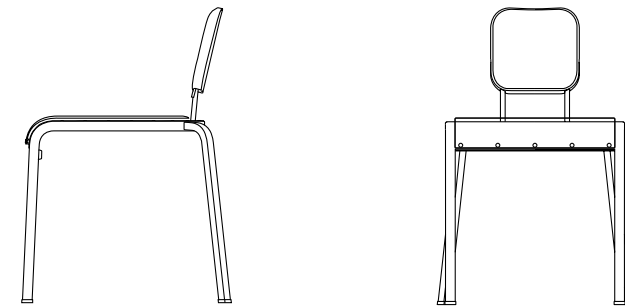
CHAIR

DESIGN MARC SADLER

Sedia indoor-outdoor 4 gambe impilabile, struttura tubo quadro e tubo tondo in alluminio, schienale ergonomico e seduta in alluminio rivettata, cuscino imbottito rivestito in cuoio pienofiore e fermato tramite clip

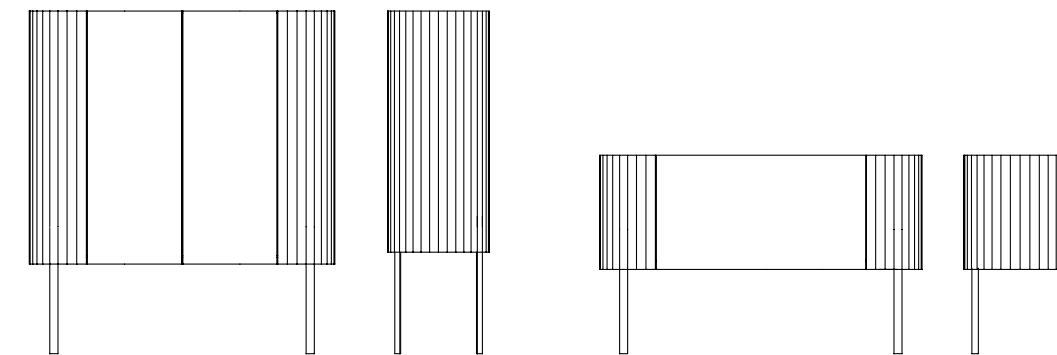
Indoor-outdoor stackable chair with 4 legs, frame in square and round aluminium tube, ergonomic backrest and riveted seat in aluminium, upholstered full-grain hide leather cushion fixed by clips

L – 46 cm; W – 54 cm; H – 76 cm; H seat – 49 cm









Metella

CABINET

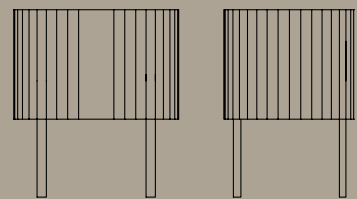
DESIGN DEBONADEMEO

METELLA HIGH

Contenitore indoor in acciaio, due ante, dettaglio delle estremità curvate e segmentate, due ripiani interni in acciaio con supporto interno in mdf. Utilizzo anche centro stanza
Steel indoor cabinet with two doors, curved and segmented side details, two shelves in steel with internal support in MDF. Suitable for use also as a free-standing central piece
 L – 120 cm; W – 45 cm; H – 135 cm

METELLA LOW

Contenitore indoor in acciaio, due ante, dettaglio delle estremità curvate e segmentate, Ripiano interno in acciaio con supporto interno in mdf. Utilizzo anche centro stanza
Steel indoor cabinet with two doors, curved and segmented side details, shelf in steel with internal support in MDF. Suitable for use also as a free-standing central piece
 L – 130 cm; W – 45 cm; H – 80 cm



Metella small

CABINET

DESIGN DEBONADEMEO

Contenitore indoor in acciaio, un'anta, dettaglio delle estremità curvate e segmentate.
Utilizzo anche centro stanza
*Steel indoor cabinet with single door, curved and segmented side details. Suitable for use
also as a free-standing central piece*
L – 60 cm; W – 40 cm; H – 70 cm



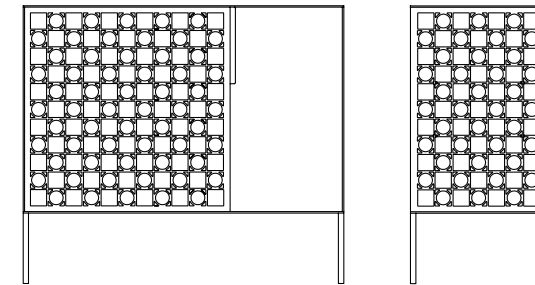


Teca Bar

CABINET

DESIGN MARTA LAUDANI
MARCO ROMANELLI
CON STEFANO RAGAZZO

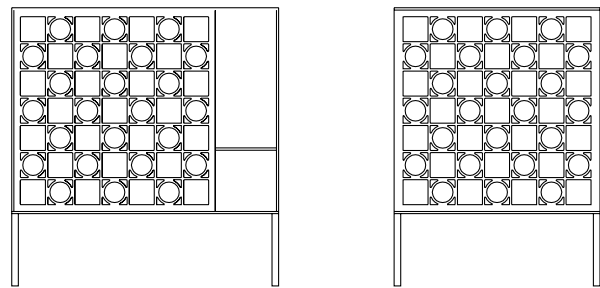
Contenitore metallo indoor, due ante. Schienale, top, fianco e anta sx in lamiera forata ottenuta da taglio laser con vassoio interno. Schienale, top, fianco e anta dx in lamiera piena con ripiano interno. Utilizzo anche centro stanza
Indoor metal cabinet with two doors. Back, top, side and door on the left-hand side realized in perforated and laser-cut metal sheet with internal plate. Back, top, side and door on the right-hand side realized in solid metal sheet with internal shelf. Suitable for use also as a free-standing central piece
L – 90 cm; W – 38,5 cm; H – 78 cm



**DI UNA CITTÀ
NON GODI
LE SETTE O LE
SETTANTASETTE
MERAVIGLIE,
MA LA RISPOSTA
CHE DA A UNA
TUA DOMANDA.**

*Of a city you don't enjoy its seven or seventy-seven wonders,
but the answer that it gives to a question of yours.*





Teca

CABINET


Contenitore indoor un'anta e vano a giorno. Schienale, top, fianco e anta sx in lamiera forata ottenuta da taglio laser con vassoio interno. Vano a giorno dx in lamiera piena con ripiano interno. Utilizzo anche centro stanza

Indoor metal cabinet with single door and shuttered compartment. Back, top, side and door on the left-hand side realized in perforated and laser-cut metal sheet with internal plate. Shuttered compartment on the right-hand side with internal shelf. Suitable for use also as a free-standing central piece

L – 48 cm; W – 37 cm; H – 50 cm

DESIGN MARTA LAUDANI
MARCO ROMANELLI
CON STEFANO RAGAZZO






Vedere dentro e oltre le infinite possibilità del metallo, coglierne la congenita inclinazione a farsi interprete di un tratto di matita. Un progetto d'arredo con un approccio sartoriale al design, capace di inserirsi in ogni contesto.

Seeing within and beyond the infinite possibilities of metal, grasping its congenital propensity to become the utmost interpreter of a pencil stroke, resulting in a tailor-made design project capable of fitting into any context.





L'ARTE CINETICA È L'ARTE CHE INTRODUCE NEL QUADRO E NELLA SCULTURA IL MOVIMENTO. PER ARTE PROGRAMMATA SI INTENDE UN'OPERA REALIZZATA IN BASE A UN PROGRAMMA DI CALCOLO CHE CONSENTA LA VARIAZIONE FORMALE E CROMATICA DELLE SEQUENZE FIGURALI, SECONDO UN CERTO ORDINE TEMPORALE, TRA RIPETIZIONE, VARIAZIONE, ACCADIMENTI CASUALI E COMBINAZIONE DEI PATTERN VISIVI. RIMANDI FIGURATIVI CHE COMBINANO ELEMENTI DAL PROFILO LINEARE, L'USO DEL TAGLIO LASER DELLE LAMIERE DI ACCIAIO ABBINATO AGLI ELEMENTI RIPETITIVI E STANDARDIZZATI DENOTANO UN'ESTETICA PRIMARIA.

Kinetic Art is art that introduces movement into painting and sculpture. The term "programmed art" stands for an artwork realized on the basis of a calculation program, which enables the formal and chromatic variation of the figural sequences according to a certain temporal order through repetition, variability, random episodes and the combination of visual patterns. Figurative references that combine elements with a linear profile and the use of laser cutting of steel sheets paired with repetitive and standardized elements denote a primary aesthetic.

Tra-guardo

CABINET

DESIGN MARTA LAUDANI
MARCO ROMANELLI
CON STEFANO RAGAZZO

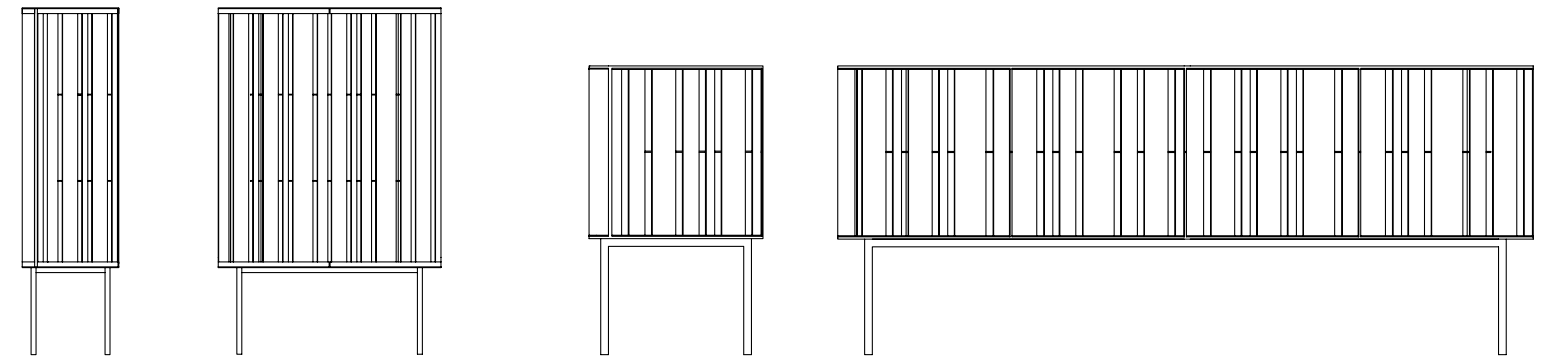

TRA - GUARDO HIGH

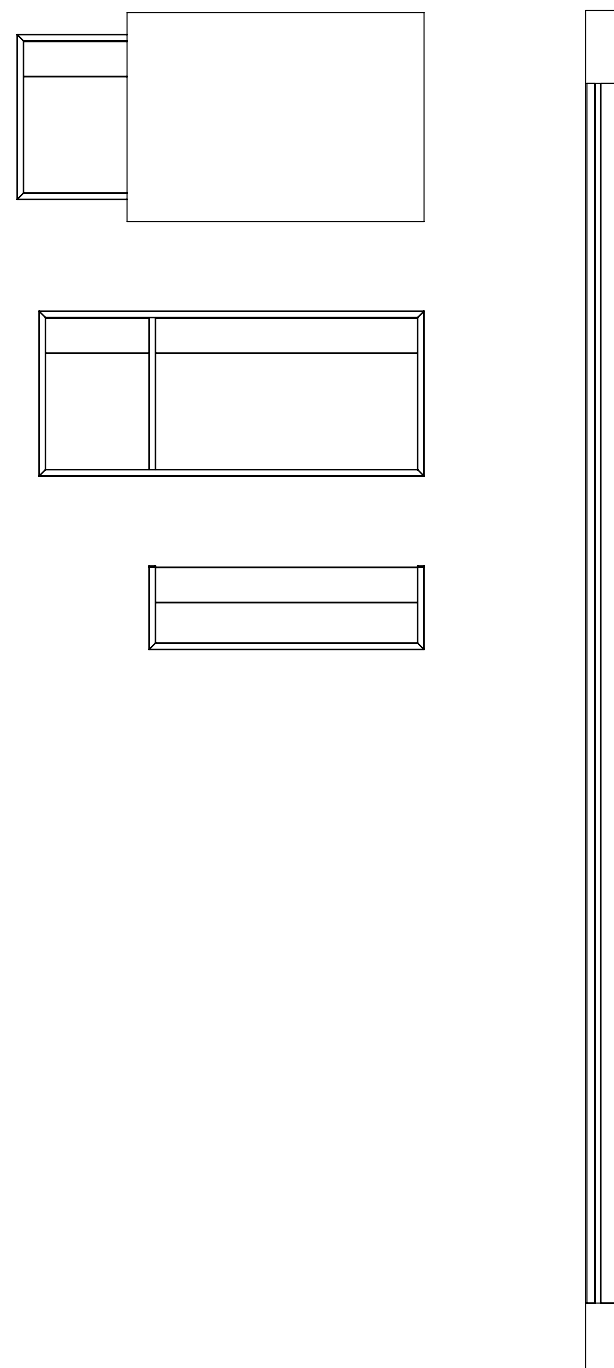
Contenitore acciaio indoor due ante. Ante e fianchi realizzati da lamelle saldate con diverse angolazioni, che permettono di guardare attraverso. Due ripiani interni in acciaio
Indoor steel cabinet with two doors. Doors and sides realized with flat metal strips welded at varying angles, which allow to look through. Two internal shelves in steel
L – 90 cm; W – 39 cm; H – 140 cm; H door – 105 cm

TRA - GUARDO LOW

Contenitore acciaio indoor quattro ante. Ante e fianchi realizzati da lamelle saldate con diverse angolazioni, che permettono di guardare attraverso. Ripiano interno in acciaio
Indoor steel cabinet with four doors. Doors and sides realized with flat metal strips welded at varying angles, which allow to look through. Internal shelf in steel
L – 180 cm; W – 45 cm; H – 75 cm; H door – 45 cm







Stick

CABINET

DESIGN CASTIGLIA ASSOCIATI

Sistema contenitore a parete.

Composto da profili in alluminio reversibili dx-sx con o senza luce led, da fissare a parete tramite tasselli alle due estremità. Su una coppia di profili è possibile montare tramite morsetti autolivellanti, elementi realizzati in estruso di alluminio: mensole, contenitori a giorno e contenitori con anta a ribalta realizzata con tre strati di massello di cedro carbonizzato alternati a due fogli di alluminio *Wall-mounted cabinet system.*


Composed of reversible aluminium trims R-L, with or without led light, to be wall-mounted by means of dowels at both ends. It's possible to use self-levelling clamps on each pair of trims in order to install elements in extruded aluminium: shelves, open cabinets and cabinets with flap door made of three layers of solid carbonised cedar wood alternating with two aluminium foils

OPEN CABINET: L – 50 cm; 70 cm; 90 cm; W – 27 cm; H – 30 cm





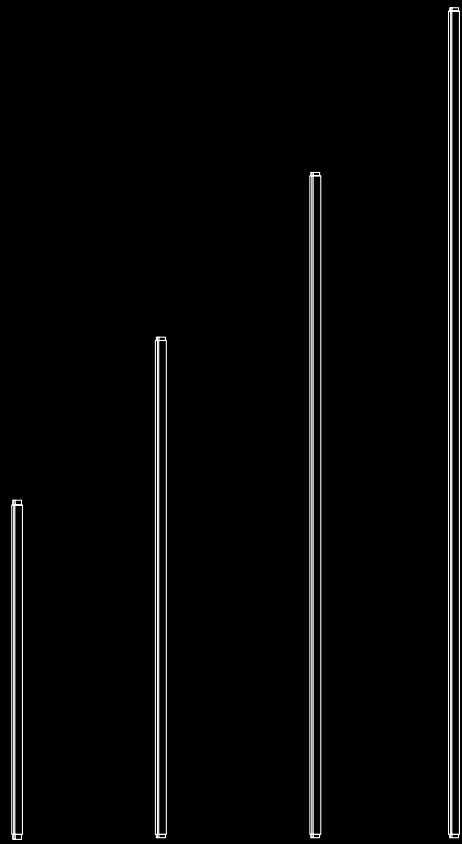
SHUTTERED CABINET: L – 54 cm; 74 cm; 94 cm; W – 28,5 cm; H – 38 cm


SHELF: L – 50 cm; 70 cm; 90 cm; W – 27 cm; H – 15 cm

TRIM: H – 103 cm; 153 cm; 203 cm; 253 cm; W – 2,5 cm; L – 3,3 cm











Newsletter

BOOKCASE

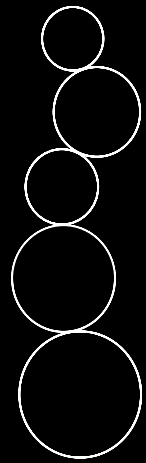
DESIGN SAVERIO INCOMBENTI


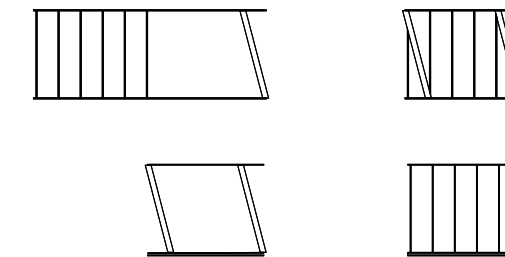
NEWSLETTER WALL

Libreria a parete. Anelli di differente diametro saldati tra loro e ottenuti da lamiera di acciaio calandrata. Fissaggio a parete tramite tasselli coperti da due dischi in acciaio con magneti
Wall bookcase. Rings of different diameters obtained from calendered steel sheet and welded among themselves. Wall-fixing with dowels, hidden from sight by two steel discs fixed by magnet
L – 52 cm; W – 35 cm; H – 173 cm

NEWSLETTER FLOOR

Libreria. Anelli di differente diametro saldati tra loro e ottenuti da lamiera di acciaio calandrata, saldati sulla base realizzata in lamiera di acciaio piegata e saldata
Bookcase. Rings of different diameters obtained from calendered steel sheet and welded first among themselves and then on bent and welded steel sheet
L – 80 cm; W – 40 cm; H – 215 cm





Strip

BOOKCASE

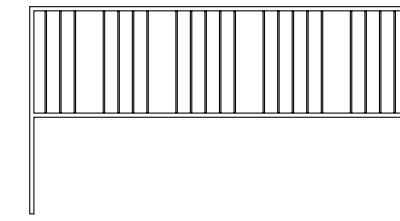
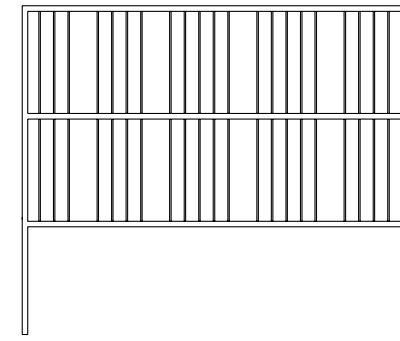
DESIGN CASTIGLIA ASSOCIATI

Libreria. Elementi in acciaio ottenuti da taglio laser e saldati. Ogni vano è sovrapponibile ad incastro
Bookcase. Laser-cut and welded steel elements. Each compartment is equipped to be overlaid and interlocked

L – 40 cm; W – 31,2 cm; H – 40 cm

L – 80 cm; W – 31,2 cm; H – 40 cm






Millerighe

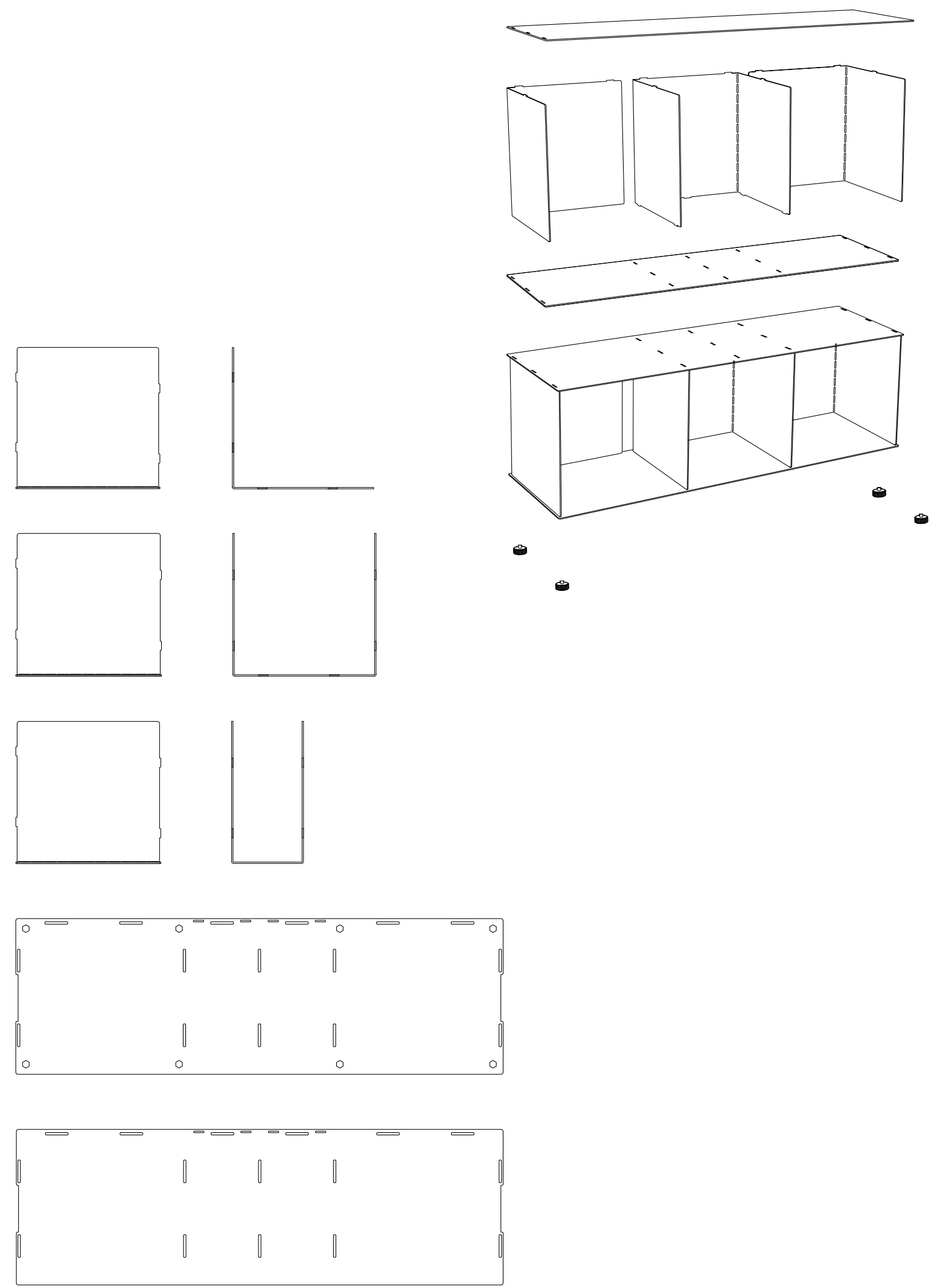
BOOKCASE

DESIGN MARTA LAUDANI
MARCO ROMANELLI
CON STEFANO RAGAZZO

Libreria realizzata in acciaio. Struttura tubo quadro, ripiani in lamiera piegata con tondini saldati e allineati
Steel bookcase. Square tube frame, shelves in bent metal sheet with welded and aligned round steel rods
L – 139 cm; W – 33,5 cm; H – 80 cm
L – 139 cm; W – 33,5 cm; H – 119 cm









Fit

BOOKCASE

DESIGN MARC SADLER

Libreria indoor-outdoor modulare e componibile in acciaio, realizzata con elementi ottenuti da taglio laser e piega. La libreria è composta da:

- base con piedini regolabili in massello di ottone tornito
- elemento angolare posizionato sempre alle due estremità
- elemento con tre lati in due dimensioni da posizionare sempre al centro
- ripiano

il gioco delle linee, dei vuoti e pieni, e' reso possibile dall'alternarsi dei due elementi centrali a tre lati e quello angolare a due lati. Gli elementi sono montati ad incastro, per composizioni in altezza viene fornito un fissaggio a parete ogni tre vani, che resta a scomparsa dietro lo schienale degli elementi divisori. Una cinghia di ancoraggio in nylon posta lateralmente chiude e ferma la composizione.

Disponibile accessorio portapenne in acciaio e scatola in MDF rivestito in cuoio.

Indoor-outdoor modular and sectional bookcase in steel, realized with laser-cut and bent elements.

The bookcase is composed of:

- base with adjustable feet in solid brass turned on the lathe
- bilateral angle element in two different dimensions to be placed always at the two extremities
- trilateral element in two dimensions to be placed always in the middle
- shelf

The play of lines and full and empty spaces is made possible by the alternating use of the trilateral elements in the two dimensions available and the bilateral angle element. The elements are assembled in an interlocking manner and a wall-fixing system, hidden from sight behind the back piece of the space dividers, is provided every three compartments for high compositions. A fastening belt in nylon positioned laterally closes and blocks the composition for major stability. Accessorized with steel pen holder and MDF box upholstered in hide leather

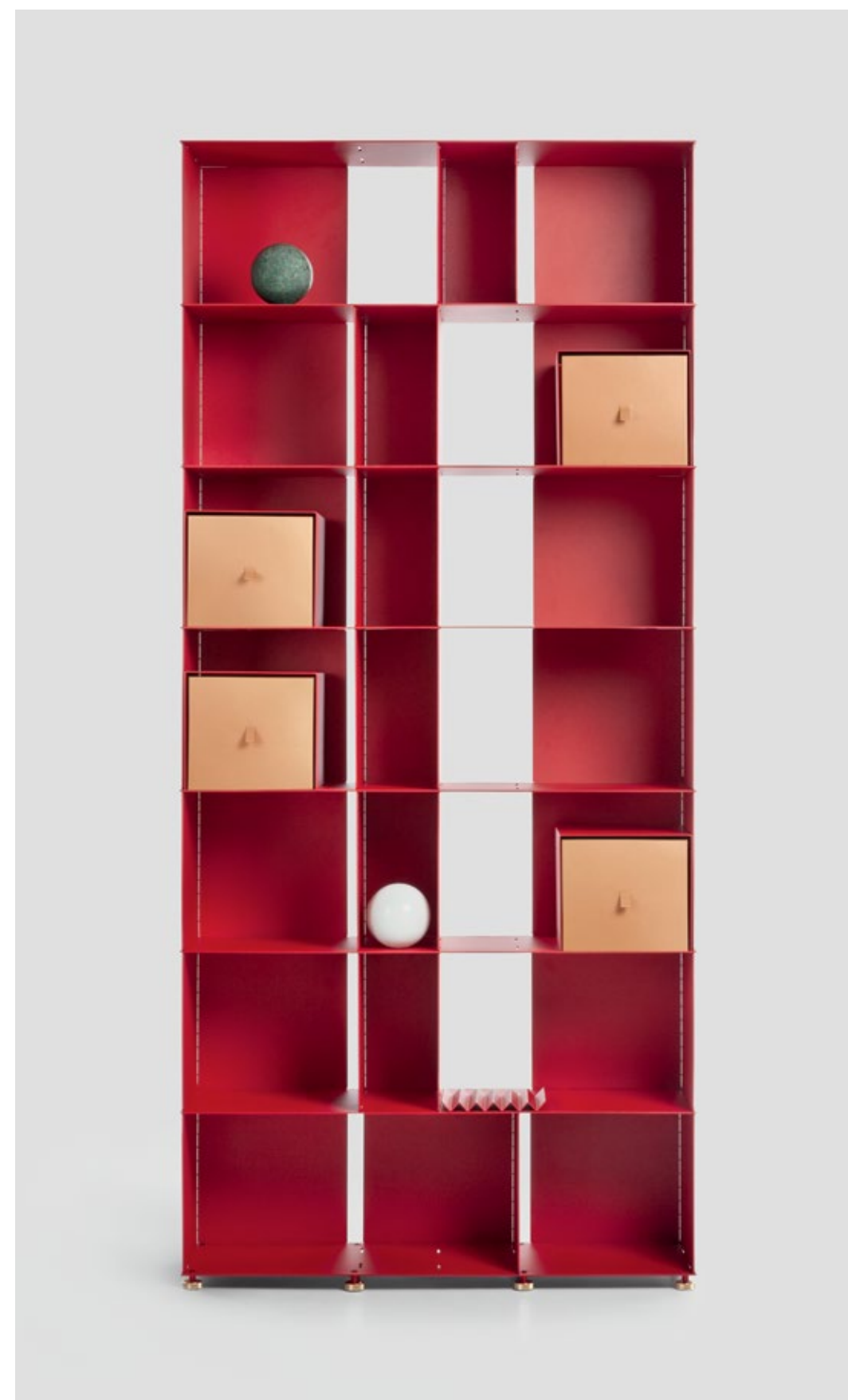
BASE WITH FEET L – 97 cm; W – 31 cm; H – 2,8 cm


ANGLE ELEMENT L – 30 cm; W – 30 cm; H – 30 cm

SHELF L – 97 cm; W – 31 cm; H – 0,4 cm

PENHOLDER FIT L – 19,4 cm; W – 19,4 cm; H – 2 cm

BOX FIT L – 25 cm; W – 27,5 cm; H – 22 cm







Deframe

BOOKCASE

DESIGN LUCA CASINI



Libreria. Schienale, fianchi e ripiani con diverse texture ottenute da fogli di lamiera piena tagliata al laser, uniti tra loro da punti di saldatura a tig. Disponibile pianetto in cuoio da appoggio

Bookcase. Back piece, sides and shelves with different textures obtained from laser-cut solid metal sheets, joined among themselves through TIG welding. Available with hide leather shelf top

L – 130 cm; W – 35 cm; H – 180 cm

L – 65 cm; W – 35 cm; H – 180 cm

Leather shelf: L – 31,5 cm; W – 33,9 cm




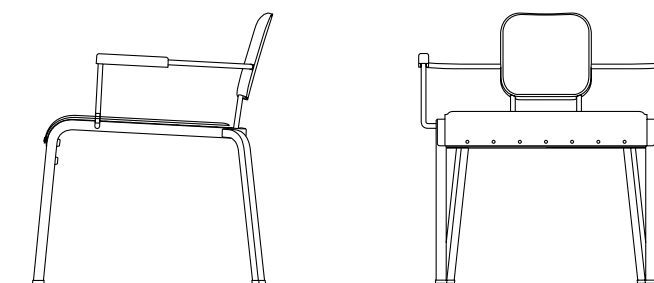
PROGETTI CHE PREDILIGONO UN APPROCCIO “SARTORIALE” AL DESIGN

Projects that privilege a "tailoring" approach to design

Il futuro del design è pronto, partendo dal presente e seguendo sentieri inesplorati attraverso aree di confine, con dinamicità e apertura mentale come bagaglio. Il design in **da a** assume il ruolo di elemento di connessione, fuori dagli schemi, che integra punti di vista diversificati nell'ottica di uno sviluppo sistemico utilizzando i metodi di co-design.

*The future of design is loaded and ready for launch, starting out from the present and pursuing unexplored paths across borderlands, with dynamism and open mindedness as its legacy. In **da a** design takes on the role of an connecting element outside the box, which blends different points of view while working towards a systemic development by means of co-design practices.*





Rock4 Lounge leather

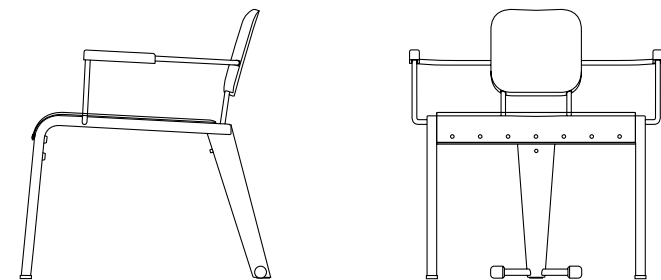
LOUNGE CHAIR

DESIGN MARC SADLER

Seduta lounge 4 gambe indoor, struttura tubo quadro e tubo tondo in alluminio, schienale ergonomico e seduta in alluminio rivettata, cuscino imbottito rivestito in cuoio pienofiore e fermato tramite clip

Indoor lounge chair with 4 legs, frame in square and round aluminium tube, ergonomic backrest and riveted seat in aluminium, with upholstered full-grain hide leather cushion fixed by clips

L – 64 cm; W – 58 cm; H – 67,5 cm; H seat – 43 cm



Rock Lounge leather

LOUNGE CHAIR

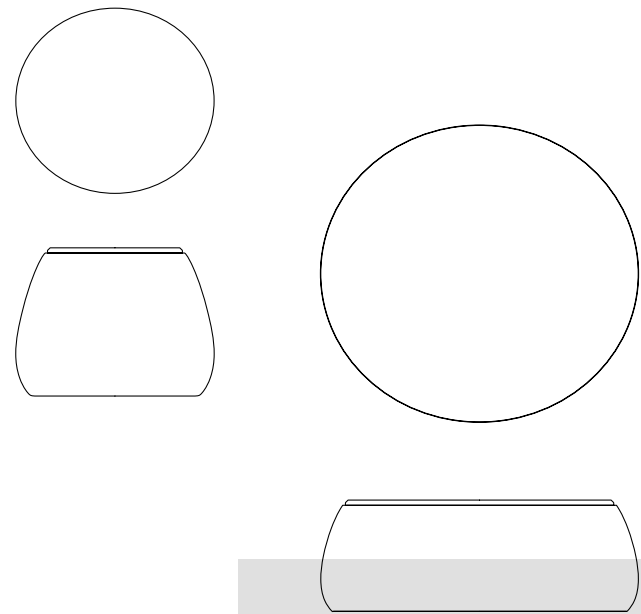
DESIGN MARC SADLER

Seduta lounge 3 gambe indoor, struttura tubo quadro e tubo tondo in alluminio, schienale ergonomico e seduta in alluminio rivettata, cuscino imbottito rivestito in cuoio pienofiore e fermato tramite clip

Indoor lounge chair with 3 legs, frame in square and round aluminium tube, ergonomic backrest and riveted seat in aluminium, with upholstered full-grain hide leather cushion fixed by clips

L – 64 cm; W – 63 cm; H – 67,5 cm; H seat – 43 cm





Incontro Pouf

POUF

DESIGN CE STUDIO


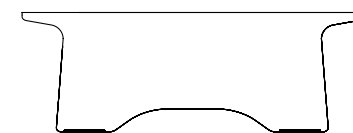
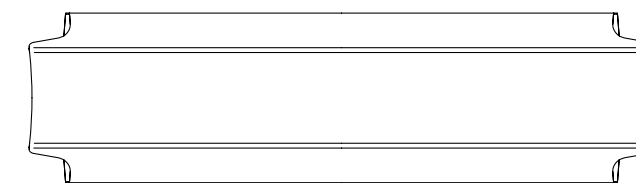

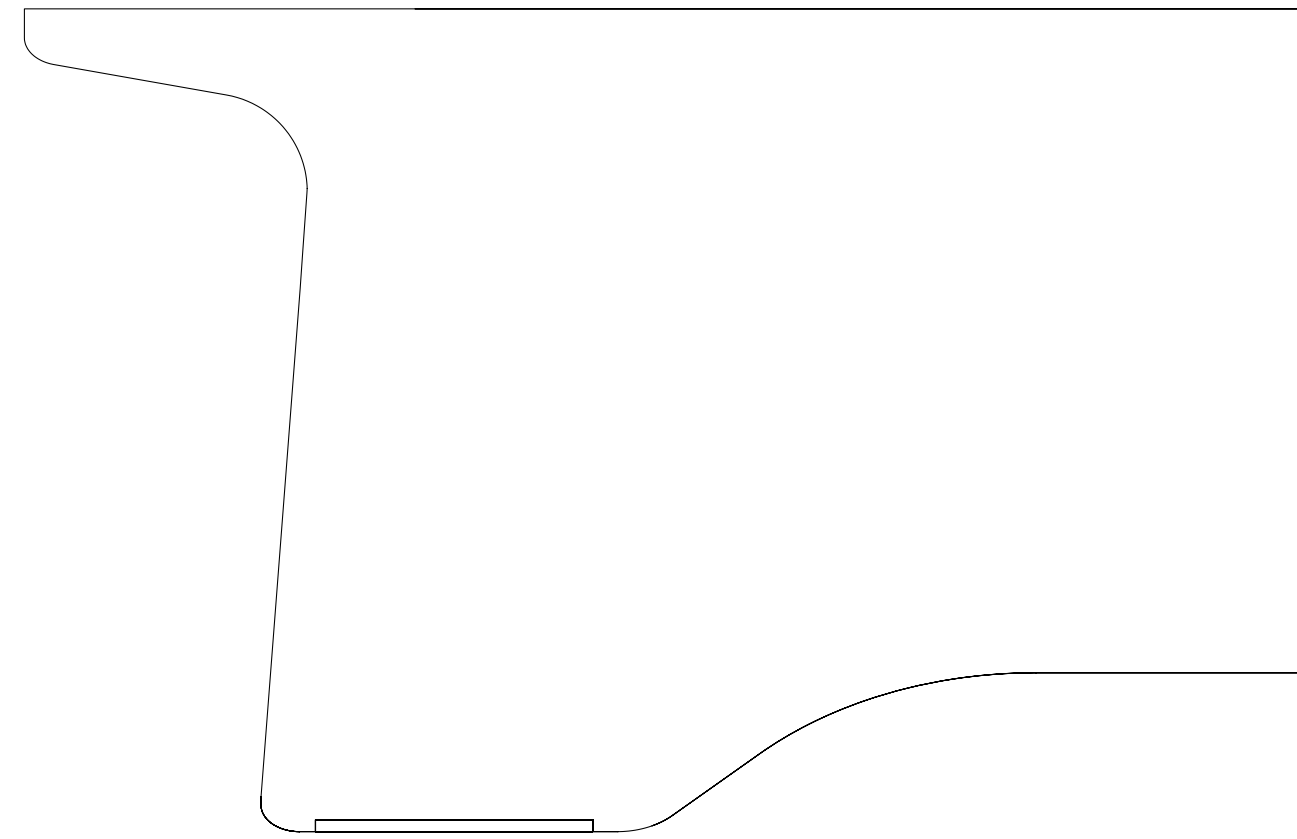
Pouf indoor, struttura in poliuretano rigido stampato, rivestito con impasto di cemento rosso spatolato a mano e con più passaggi di poliestere. Disponibile anche rivestito con impasto di pietra lavica e cemento indoor-outdoor

Indoor pouf, moulded rigid polyurethane frame, coated with a hand-trowelled mixture red cement and several layers of polyester. Available also with indoor-outdoor lava stone or cement coating

Ø – 50 cm; H – 40 cm

Ø – 80 cm; H – 30 cm






Aerea


BENCH

DESIGN LORENZO DAMIANI

Panca indoor-outdoor in acciaio piegato, struttura interna in acciaio saldata
Indoor-outdoor bench in bent steel, welded internal frame in steel

L – 120 cm; W – 60 cm; H – 42 cm
L – 220 cm; W – 60 cm; H – 42 cm





Trame

POUF

DESIGN ANGELETTI RUZZA

Pouf indoor-outdoor, le lavorazioni del taglio laser e della calandratura formano i due cilindri della base, di cui uno sembra quasi sospeso e saldato al piano in acciaio forato
Indoor-outdoor pouf, base formed by two cylinders obtained through laser-cutting and calendaring, one of which seems suspended and is welded onto the perforated steel top









Ø – 31 cm; H – 37 cm
L – 96 cm; W – 46 cm; H – 32,7 cm
Ø – 96 cm; H – 27,5 cm

TRAME CUSHION

Cuscino indoor sfoderabile, sagomato e imbottito in Fly-Dry drenante, fissaggio tramite magnete
Indoor cushion with removable fabric, contoured padding in draining Fly-Dry, fixed by magnets
H – 7 cm









DESIGN BIOMORFO, FITOMORFO,
PER “DA A” È UN OMAGGIO
AGLI ELEMENTI DECORATIVI,
SCULTOREI ED ARCHITETTONICI
DEL SALENTO. SEGNI E FORME
CHE PERMETTONO UN UTILIZZO
FLESSIBILE.
GLI ORNAMENTI DIVENUTI
ASTRATTI, SONO IL RISULTATO
DI UN “ASCOLTO” DEI MATERIALI,
DEI LUOGHI E DELLE
ARCHITETTURE.

For **da a** biomorphic and phytomorphic design is a tribute to the decorative, sculptural and architectural features of Salento. Signs and shapes that allow an ever flexible use and the ornaments, which have become abstract, are the result of an attentive “listening” of materials, places and architectures.







Badri Green — Badri Red

INDOOR CARPET

DESIGN ANGELETTI RUZZA

Kilim autentici indoor, manufatti artigianali, annodati a telaio a mano in pregiato filo di lana tinto a mano con colori vegetali
Authentic artisan kilim rugs for indoor, realized with handloom-knotted prestigious wool yarn and hand-dyed by using vegetal dyes
L — 230 cm; W — 300 cm






Badri Yellow

INDOOR CARPET

DESIGN ANGELETTI RUZZA

Kilim autentici indoor, manufatti artigianali, annodati a telaio a mano in pregiato filo di lana tinto a mano con colori vegetali
Authentic artisan kilim rugs for indoor, realized with handloom-knotted prestigious wool yarn and hand-dyed by using vegetal dyes
L – 230 cm; W – 300 cm





Otran lounge

LOUNGE CHAIR

DESIGN EMILIO NANNI

Seduta lounge indoor, struttura tubo tondo di acciaio. Seduta imbottita in cuoio pienofiore con cuciture a vista e fermata da cinghie tecniche, schienale due fasce in cuoio pienofiore con cuciture a vista, bracciolo rivestito in parte in cuoio pienofiore con cuciture a vista.
Indoor lounge chair, frame in round steel tube. Seat in upholstered full-grain hide leather with visible stitching, fixed by technical belts, backrest in two full-grain hide leather strips with visible stitching, armrest partially upholstered in full-grain hide leather with visible stitching
 L – 79 cm; W – 62 cm; H – 67 cm; H seat – 40,5 cm

Otran pouf

POUF

DESIGN EMILIO NANNI

Pouf indoor, realizzato con struttura in tubo tondo di acciaio e due fasce in cuoio pienofiore con cuciture a vista e fermate da cinghie tecniche
Indoor pouf, realized with round steel tube frame and two strips of full-grain hide leather with visible stitching, fixed by technical belts
 L – 65 cm; W – 52,5 cm; H – 40,5 cm



Sen-su lounge

LOUNGE CHAIR

DESIGN BARTOLI DESIGN

Seduta lounge indoor-outdoor, struttura in tubo tondo di acciaio, seduta e schienale in tondino di acciaio sagomato
Indoor-outdoor lounge chair, frame in round steel tube, seat and backrest in contoured round steel rod
L – 85 cm; W – 71 cm; H – 76 cm; H seat – 37,5 cm

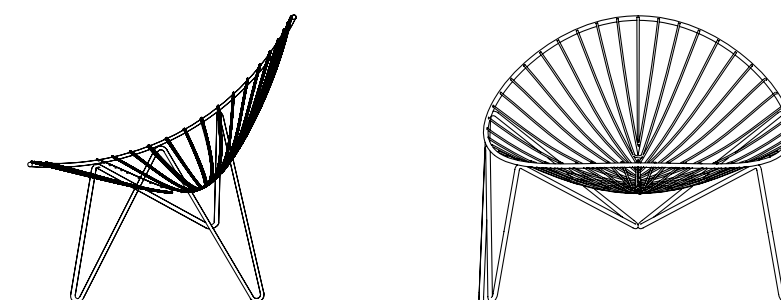
SEN-SU LOUNGE CUSHION

Cuscino indoor sfoderabile, sagomato e imbottito in Fly-Dry drenante, fissaggio tramite magnete
Indoor cushion with removable fabric, contoured padding in draining Fly-Dry, fixed by magnets





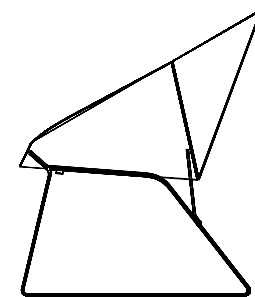


**I CONFINI HANNO
IL RUOLO, MA
ANCHE IL DESTINO,
DI ESSERE DELLE
INTERFACCE,
DI PROMUOVERE
INTERAZIONI,
INCONTRI, SCAMBI.**



Boundaries have the role, but also the destiny, of serving as interfaces and promoting interactions, encounters and exchanges.





Hen

LOUNGE CHAIR

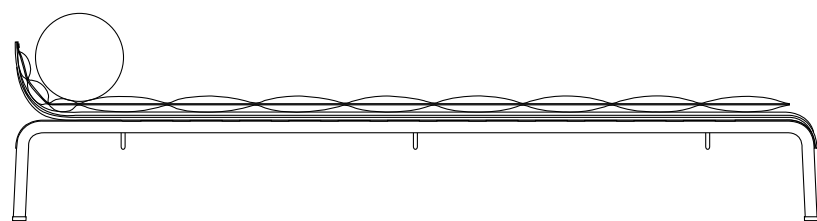
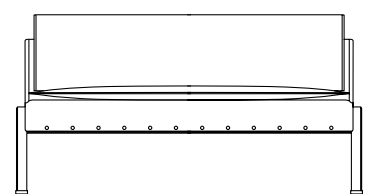
DESIGN ANGELETTI RUZZA

Seduta lounge indoor-outdoor in acciaio curvato, disegno "pied-de-poule" realizzato da taglio laser
Indoor-outdoor lounge chair in curved steel, "pied-de-poule" pattern realized through laser-cutting
L – 93 cm; W – 75 cm; H – 88 cm; H seat – 37 cm

HEN CUSHION

Cuscino indoor sfoderabile, sagomato e imbottito in Fly-Dry drenante, fissaggio tramite magnete
Indoor cushion with removable fabric, contoured padding in draining Fly-Dry, fixed by magnets






Rock Daybed

DAYBED

DESIGN MARC SADLER

Daybed indoor, struttura tubo quadro di acciaio, lamiera di acciaio curvata e rivettata con cinghie tecniche, associata al comfort di un doppio materassino in cuoio imbottito, il primo dei quali munito di apposito rinforzo interno sagomato per supportare il cilindro in cuoio imbottito
Indoor daybed, frame in square steel tube, curved and riveted sheet steel with technical belts, enriched by the comfort of a double mattress in upholstered hide leather, the first of which reinforced with a contoured internal piece to support the upholstered hide leather cylinder
L – 202 cm; W – 100 cm; H – 52 cm; H seat – 30 cm



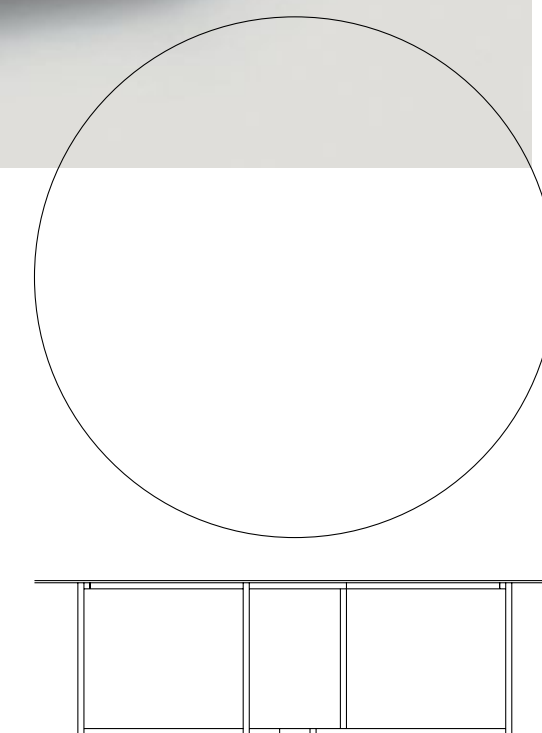
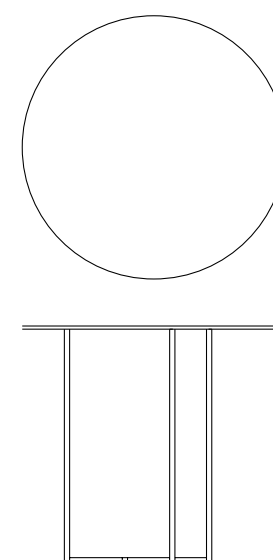


Urushi coffee table

COFFEE TABLE

DESIGN CE STUDIO

Tavolino indoor outdoor, gamba in trafilato quadro di acciaio saldato, piano acciaio
Indoor-outdoor coffee table, base in welded square drawn steel rod, steel top
Ø – 50 cm; H – 45 cm; 50 cm; 55 cm
Ø – 100 cm; 120 cm; H – 35,5 cm
L – 120 cm; W – 60 cm; H – 35 cm







I-Tube coffee table

COFFEE TABLE

DESIGN CE STUDIO

Tavolino indoor-outdoor, base dalla forma cilindrica allungata e curvata, piano acciaio
Indoor-outdoor coffee table, elongated and curved cylindrical base, steel top
Ø – 60 cm; H – 45,5 cm; 50,5 cm
Ø – 100 cm; H – 35,5 cm



Daiquiri

COFFEE TABLE


DESIGN STUDIO KLASS

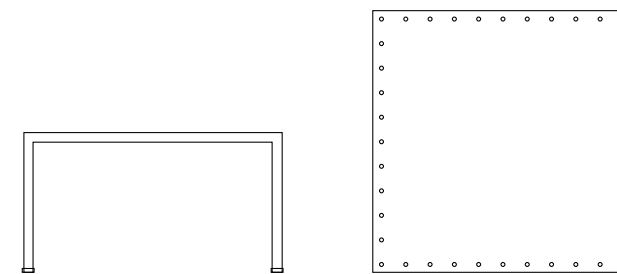

Tavolino indoor-outdoor con due tavolino-contenitore estraibili e indipendenti, realizzato in lamiera di acciaio piegata e saldata

Indoor-outdoor coffee-table with two extractable and independent low tables, realized in bent and welded sheet steel

L – 140 cm; W – 45 cm; H – 38 cm

POUF: L – 65,8 cm; W – 40,6 cm; H – 34 cm





Rock coffee table

COFFEE TABLE

DESIGN MARC SADLER

Tavolino indoor-outdoor, gambe e struttura in tubo quadro di acciaio, piano in acciaio rivettato
Indoor-outdoor coffee table, legs and frame in square steel tube, riveted steel top

L – 120 cm; W – 60 cm; H – 35 cm

L – 80 cm; W – 80 cm; H – 35 cm




Ninfea

COFFEE TABLE

DESIGN BELLAVISTA & PICCINI

Tavolino indoor-outdoor in acciaio con piano inciso. I tavolini possono essere accostati all'infinito
*Indoor-outdoor coffee table in steel with engraved top. It's possible to combine together
 an infinite number of pieces*
 Ø - 39 cm; H - 45 cm



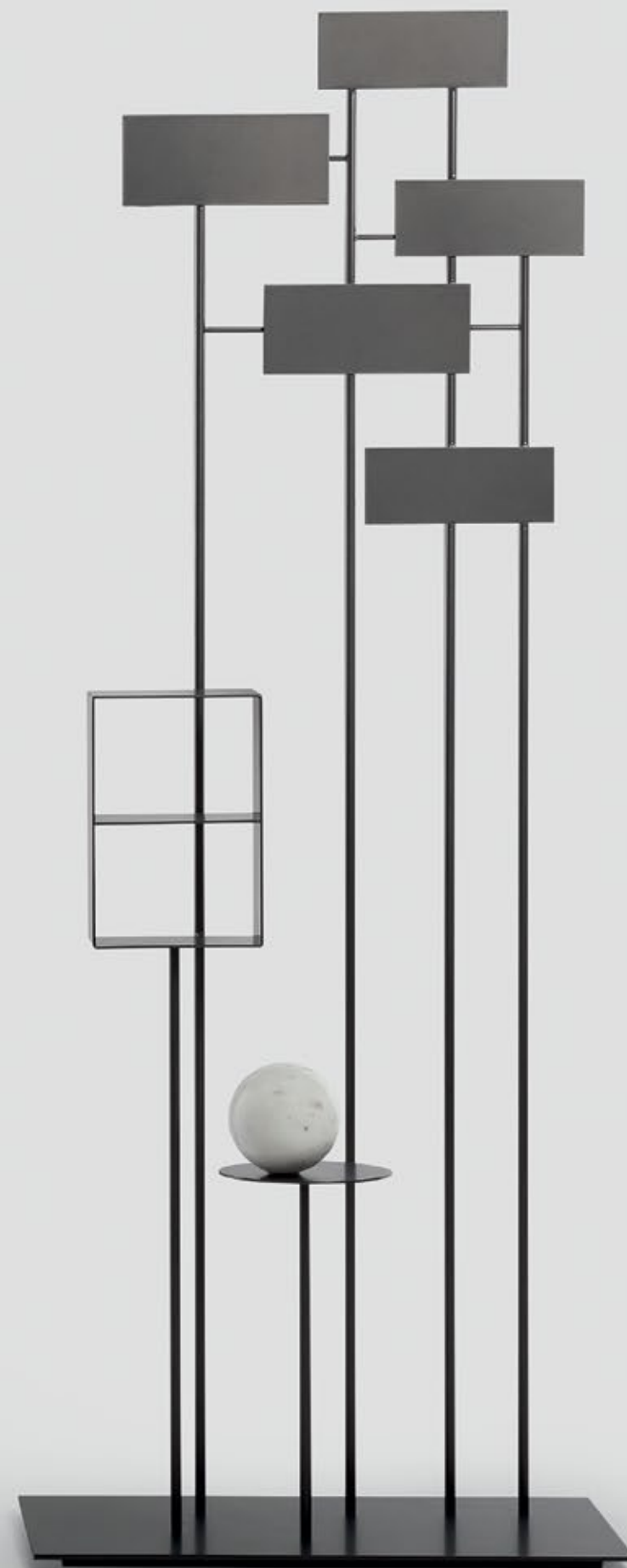



Regina — Fante — Re

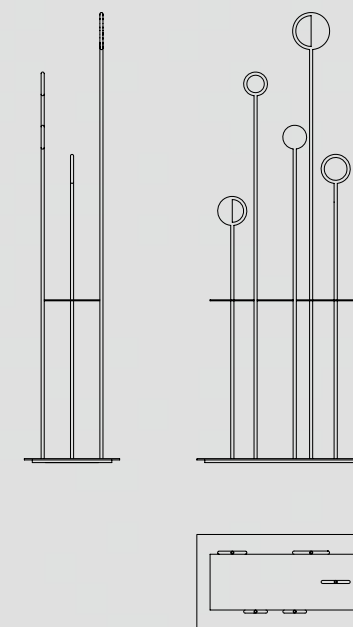
SCULPTURE

DESIGN MARTA LAUDANI
MARCO ROMANELLI
CON STEFANO RAGAZZO

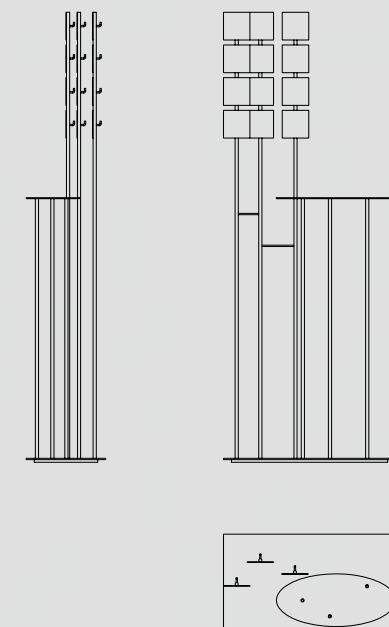
Scultura appendiabito- svuotatasche indoor-outdoor, realizzata con elementi di acciaio ottenuti da taglio laser e tondino di acciaio saldati
Indoor-outdoor sculpture, coat hanger-pocket emptier, realized with steel elements obtained through laser-cutting and welded round steel rods
L — 65 cm; W — 36 cm; H — 170 cm



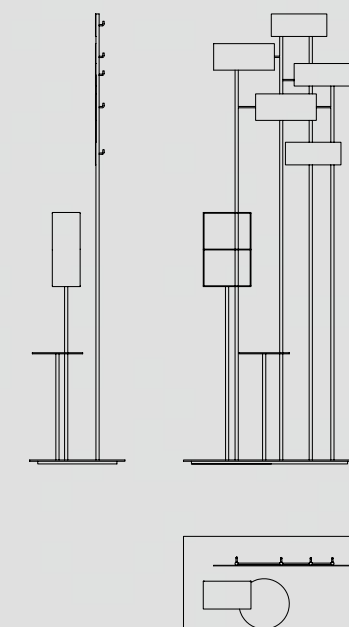
REGINA

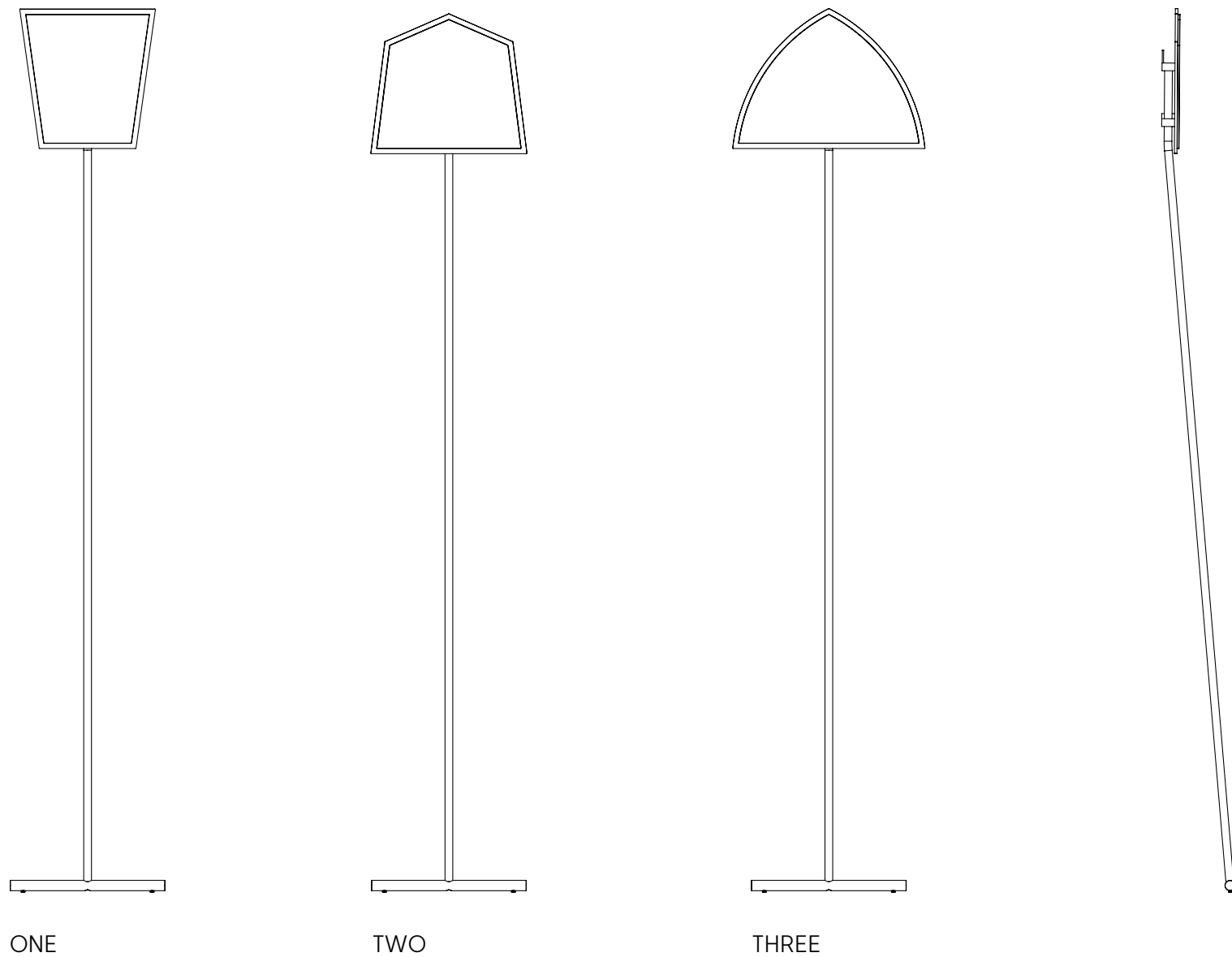


FANTE



RE





ONE

TWO

THREE

Joseph

MIRROR

DESIGN FABIO MELIOTA

Specchi da appoggio a parete indoor, realizzati con struttura e tubo in alluminio
Indoor wall-leaning mirrors realized with frame and tube in aluminium

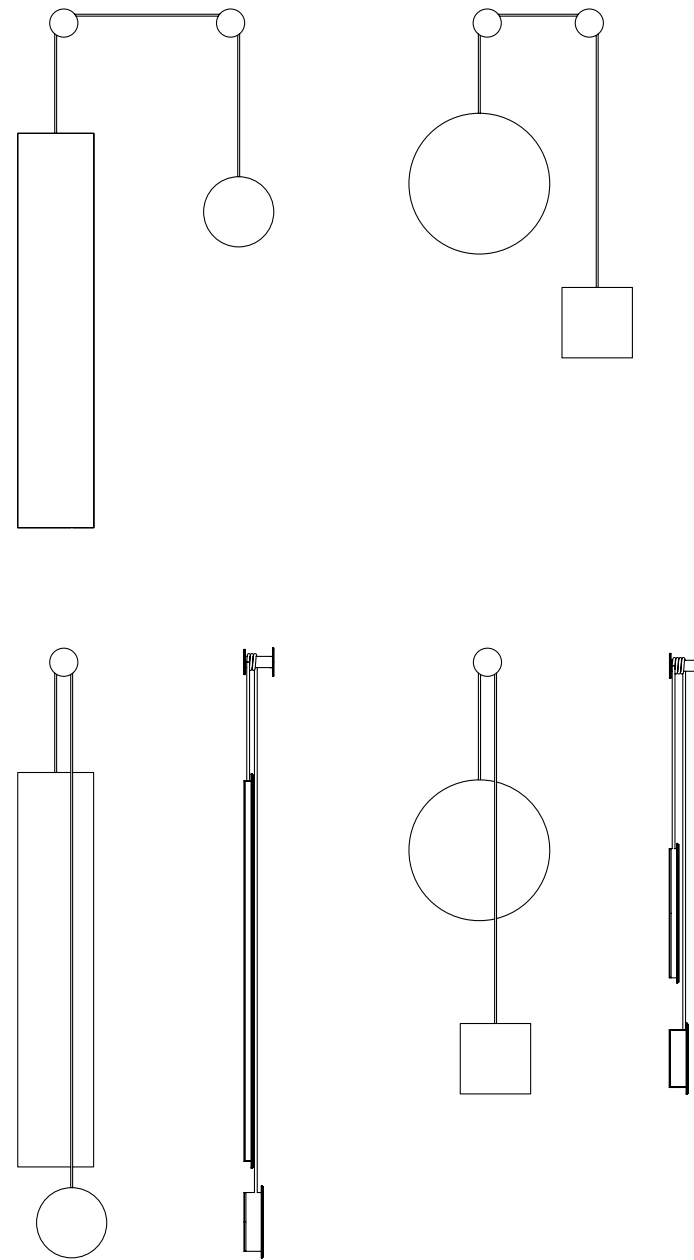
ONE : L – 30 cm; W – 15,3 cm; H – 171 cm

TWO : L – 30,2 cm; W – 15,3 cm; H – 170,1 cm

THREE : L – 37,2 cm; W – 15,3 cm; H – 171,2 cm







Ritrovo

MIRROR

DESIGN FABIO MELIOTA

Specchi a parete indoor. Due specchi realizzati con struttura in alluminio uniti tramite cordoncino tecnico da arrotolare al rocchetto in alluminio fissato a parete
Indoor wall mirrors. Two mirrors with aluminium frame joined by technical cord wrapped around a wall-fixed aluminium spool

ROUND MIRROR : Ø – 50,8 cm

SQUARE MIRROR : L – 25,8 cm; H – 25,8 cm


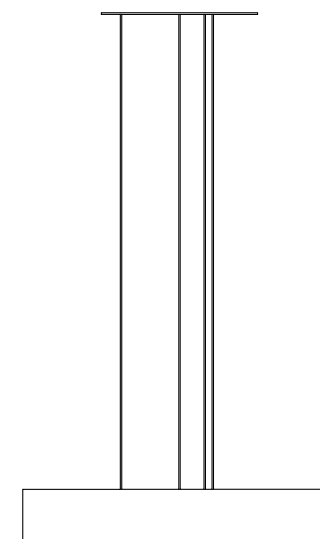
RECTANGULAR MIRROR : L – 27,8 cm; H – 140,8 cm

ROUND MIRROR : Ø – 25,8 cm

SPOOL : Ø – 10 cm; W – 10,65 cm







Band

LAMP

DESIGN MARC SADLER

Lampada da appoggio a batteria ricaricabile, led 3 step intensità, diffusore in acciaio calandrato e rivettato, stelo in tubo di acciaio con base in massello di ottone tornito. La lampada ha la base magnetica ed è fornita di piccola piastra in acciaio per appoggio su basi non in metallo
Table lamp with rechargeable battery, LED light with 3 intensity options, calendered and riveted steel diffuser and steel tube leg, base in solid brass turned on the lathe. The lamp has a magnet incorporated to the base and a small steel plate is provided in case of use on non-metal surfaces
 L – 10 cm; W – 10 cm; H – 35 cm

BAND CEILING

Lampada sospensione led indoor, diffusore in acciaio calandrato e rivettato con disco di acciaio interno
Indoor ceiling lamp with LED light, diffuser in calendered and riveted steel with internal steel disc
 Ø – 80 cm; 60 cm; H – 16 cm



Stick lamp

LAMP

DESIGN CASTIGLIA ASSOCIATI

Lampada led a parete indoor. Profili in alluminio reversibili dx-sx con luce led, da fissare a parete tramite tasselli alle due estremità, alimentazione alle due estremità
Indoor wall lamps with LED light. Reversible aluminium trims R-L with LED light, to be wall-mounted by means of dowels at both ends, power supply at the extremities
L – 3,3 cm; W – 2,5 cm; H – 103 cm; 153 cm; 203 cm; 253 cm





Duende

LAMP

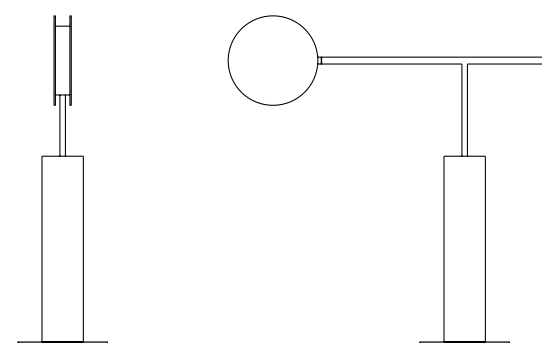
Lampada a led da tavolo indoor, realizzata in acciaio con diffusore regolabile.

Rigore strutturale e design sottile

Indoor table lamp with LED light, realized in steel with adjustable diffuser.

Structural precision and subtle design

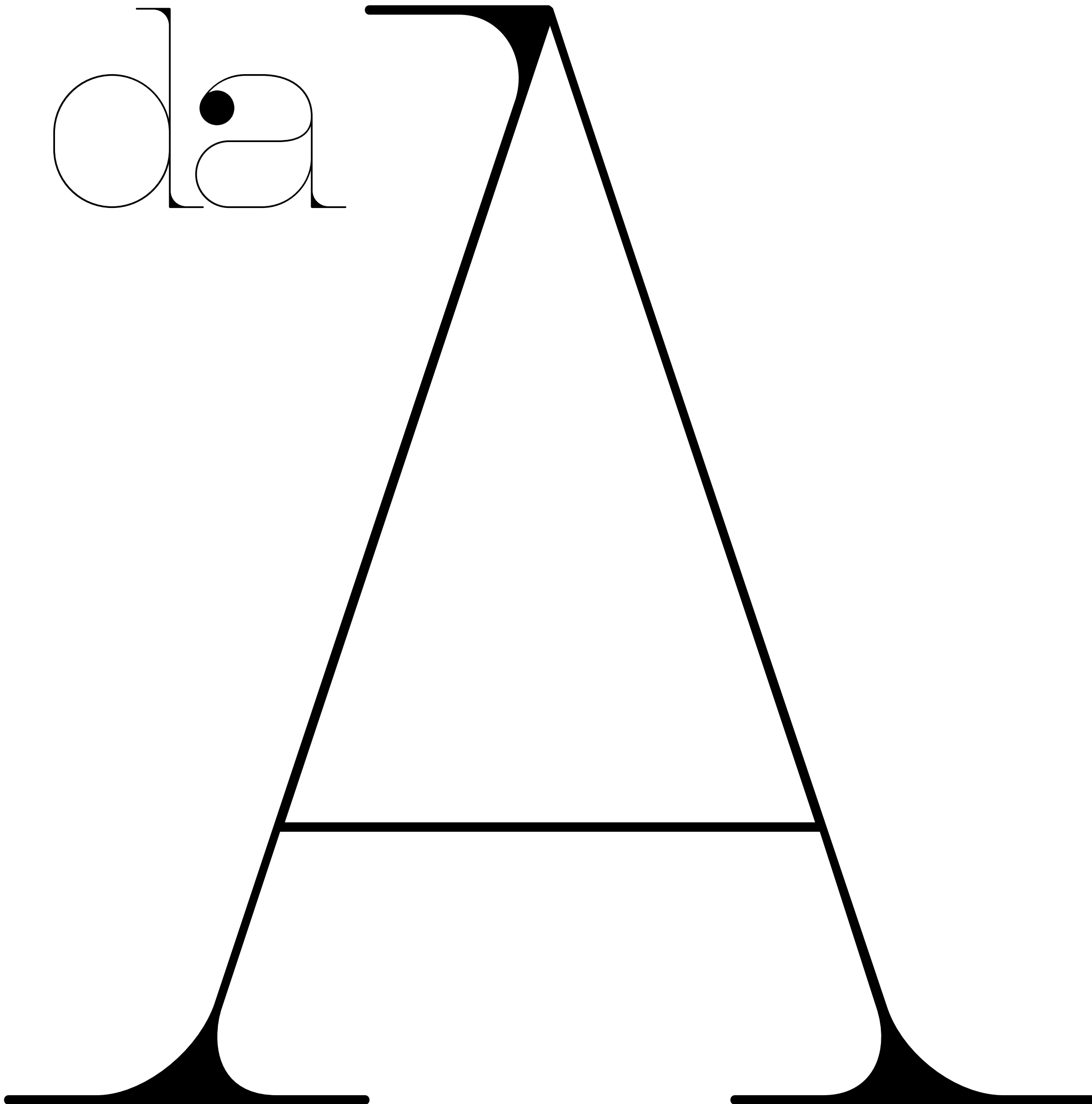
L – 46 cm; W – 13 cm; H – 47,5 cm



DESIGN ANGELETTI RUZZA



da



Designer

Alberto Ghirardello
Angeletti Ruzza
Baldessari e Baldessari
Bartoli Design
Bellavista Piccini
Castiglia Associati
Ce Studio
Debonademeo
Emilio Nanni
Fabio Meliota
Lo Studio
Lorenzo Damiani
Luca Casini
Marc Sadler
Marta Laudani e Marco Romanelli
Saverio Incombenti
Studio Klass



*Le misure all'interno del catalogo fanno riferimento al Sistema Internazionale di unità di misura.

**All measures indicated in this catalogue refer to the International System of Units (SI).*

Photo credits

Unsplash; pp. 10-11 David Clarke; pp. 54-55 Ricardo Gomez Angel; p. 105 Gustav Gullstrand; p. 110 Marianne Long; pp. 112-113 Jake Davies; p. 127 Augustine Wong; p. 138 Tareq Shuvo; p. 149 Jeremy Bishop; pp. 228-229 Tianshu Liu; p. 264 Craig Whitehead; p. 280 Tanya Prodan; p. 288 Thomas Renaud; p. 296 Ev; pp. 300-301 Adrien Olichon; p. 331 Martin Sanchez; p. 343 Nick Hillier; p. 351 Ricardo Gomez Angel; p. 365 Jovis Aloor.

© iStock; p. 18 Vjanez; p. 41 Netopaek; p. 102 Whitemay; p. 125 Nastasic; p. 163 Renaschild; p. 171 Ilbusca; p. 176 KrimKate; p. 236 AarStudio; p. 257 Ph2212; p. 354 Ilbusca

Credits

Cromorama, Come il colore ha cambiato il nostro sguardo.

Riccardo Falcinelli, Giulio Einaudi editore

Le città invisibili, Italo Calvino, Oscar Mondadori editore

Foto dal finestrino, Ettore Sottsass, Adelphi editore

Intervista Corriere della Sera, Zygmunt Bauman

Thanks to Alfa Marmi

Location Outdoor

Cave di Bauxite (Otranto)

Grotta della Poesia (Roca Vecchia)

Villa Sticchi (Santa Cesarea Terme)

Villa Episcopo (Miggiano)

Villa Misraghi (Monteroni)

Location Indoor

Castello Aragonese o Palazzo Baronale (Martano)

Palazzo Tamborino Cezzi (Lecce)

Palazzo Zimara (Lecce)

Chostro dei Domenicani (Lecce)

Photo - Thomas Pagani

Interior & Shooting Concept - Studio MILO

Graphic Direction - Sergio Pappalettera

Graphic Design - Simona Eva Saponara, Daris Diego del Ciello

| Studio Prodesign

Text Curator - Eliana Lorena

English translation - Nazli Birgen

Bruna Taurino - PROJECT MANAGER
Anna Laneve - ART DIRECTOR
Cosimo Cinefra - KEY ACCOUNT MANAGER

Daa
www.daaItalia.com
info@daaitalia.com
Lecce - Italia